

OKLAHOMA

MEN'S BASKETBALL

Mike Houck, Associate Communications Director

McClendon Center for Intercollegiate Athletics

180 West Brooks, Suite 2525 | Norman, OK 73019

Office: (405) 325-8227 | Cell: (405) 249-5892 | E-Mail: mhouck@ou.edu

www.SoonerSports.com | Twitter: @SoonerSportscom; @SoonerHoops; @LonKruger

26 NCAA Tournaments | 4 Final Fours | 14 Conference Championships | 30 All-Americans | 27 Postseason Appearances In The Last 30 Years

Oklahoma Schedule/Results

N1	NORTHEASTERN STATE (Ex.)	W	85-51
N6	WASHBURN (Ex.)	W	85-59

N11	IDAHO STATE	W	78-74
N18	COPPIN STATE	W	92-65
N24	vs. Washington State #	W	74-59
N25	vs. Santa Clara #	W	85-73
N27	vs. Saint Louis #	L	63-83

D2	SACRAMENTO STATE	W	82-53
D8	ORAL ROBERTS	W	73-59
D10	ARKANSAS	W	78-63
D17	vs. Houston \$	W	79-74
D21	SOUTH CAROLINA STATE	W	83-48
D29	at Cincinnati %	L	55-56
D31	NORTHWESTERN STATE	W	83-63

J3	at Missouri	L	49-87
J7	KANSAS	L	61-72
J9	at Oklahoma State	L	65-72
J14	KANSAS STATE	W	82-73
J17	TEXAS TECH	W	64-55
J21	at Texas A&M	L (OT)	75-81
J24	BAYLOR	7 p.m.	Big 12
J28	at Kansas State	6 p.m.	FSKC

F1	at Kansas	8 p.m.	ESPNU
F4	IOWA STATE	5 p.m.	ESPN/2
F6	MISSOURI	6 p.m.	ESPNU
F11	at Texas Tech	7 p.m.	TTSN
F14	TEXAS	7 p.m.	Big 12
F18	at Iowa State	12:30 p.m.	Big 12
F22	OKLAHOMA STATE	7 p.m.	Big 12
F25	at Baylor	12:30 p.m.	Big 12
F29	at Texas	8 p.m.	ESPN2

M3	TEXAS A&M	3 p.m.	Big 12
M7-10	Big 12 Championship ^	TBD	B12/ESPN
M15-18	NCAA First/Second Rounds	TBD	CBS
M22-25	NCAA Regionals	TBD	CBS
M31/A2	NCAA Final Four	TBD	CBS

All times Central and subject to change

76 Classic (Anaheim, Calif.)

\$ All-College Classic (Oklahoma City)

% at U.S. Bank Arena

"Big 12" is Big 12 Network regional television

"FSKC" is Fox Sports Kansas City

"TTSN" is Texas Tech Sports Network

Radio (Sooner Sports Network)

Play-by-Play.....Toby Rowland

Analyst.....Mike Houck

TV (Big 12 Network)

Play-by-Play.....Doug Bell

Analyst.....Bryndon Manzer

OKLAHOMA (12-6, 2-4)
SOONERS**At a Glance**

Date.....Tuesday, Jan. 24
 Site.....Norman, Okla.
 Tip Time.....7:05 p.m. CT
 Radio.....KOKC 1520 AM in OKC;
KTBB 1430 AM in Tulsa; Sirius 93, XM 191
 TV.....KOCB Ch. 34 in OKC;
KTUL Ch. 8 in Tulsa
 Series.....Oklahoma leads 37-8

BAYLOR (17-2, 4-2)
BEARS**PROJECTED OKLAHOMA STARTERS**

4 ANDREW FITZGERALD • F
 6-8 • 247 • Jr. • Baltimore, Md.
 Brewster Academy (N.H.)

PTS	REB	FG%	MIN
13.3	5.6	.498	26.8



NOTES: Has scored in double figures in 13 straight games ... Averaging 15.2 points on .522 FG shooting in those outings (averaged 8.4 on .400 shooting first five games) ... Has scored at least 17 points in five of last nine contests ... Scored a season-high 21 points vs. No. 18 K-State (9-for-10 FGs) Jan. 14 ... Ranks eighth in Big 12 with his 15.3 points per league game ... An honorable mention All-Big 12 pick last year ... Has started 51 straight games.

24 ROMERO OSBY • F
 6-8 • 232 • Jr. • Meridian, Miss.
 Mississippi State University

PTS	REB	FG%	MIN
11.9	8.1	.503	28.9



NOTES: Averaging 11.9 points and team-high 8.1 rebounds (ranks third in Big 12) ... Leads league with 3.1 offensive boards per game and ranks second with five double-doubles ... Has grabbed at least 10 boards seven times ... Paces team with 20 blocks ... Has scored a career-high 18 points in four of last seven games ... Averaging 17.3 points (.619 FG shooting) and 7.3 rebounds last four games ... Was 8-for-10 from field Saturday at Texas A&M.

1 SAM GROOMS • G
 6-1 • 203 • Jr. • Greensboro, N.C.
 Chipola College (Fla.)

PTS	REB	AST	MIN
6.5	3.2	5.4	30.3



NOTES: Has started all 18 games at point guard ... Ranks fourth in Big 12 in assists (5.4) and second in assist-to-turnover ratio (2.6) ... Has recorded at least 6 assists nine times and at least 8 assists five times ... Has 20 assists and just 5 turnovers the last three games (4.0 ratio) ... Averaging 30.3 minutes to rank second on team (played 44 of 45 at Texas A&M Saturday) ... Rated as country's No. 3 juco prospect last year by JucoRecruiting.com.

2 STEVEN PLEDGER • G
 6-4 • 222 • Jr. • Chesapeake, Va.
 Atlantic Shores Christian School

PTS	REB	3FG%	MIN
17.2	4.0	.436	32.1



NOTES: Ranks No. 4 in Big 12 in scoring (17.2) and in treys per game (2.6) ... Ranks sixth in league in field goal percentage (.473), sixth in 3-point FG percentage (.436) and fourth (ninth nationally) in free throw percentage (.900) ... Has five 20-plus scoring efforts this season after recording three all of last year ... Averaging 20.0 points (.569 FG%) in wins and 12.0 (.307 FG%) in losses ... Is 20-for-20 from the free throw line in conference play.

14 CARL BLAIR • G
 6-2 • 205 • Jr. • Houston, Texas
 University of New Orleans

PTS	REB	AST	MIN
4.2	2.2	2.8	16.4



NOTES: Has started last three games after coming off bench all but the season opener ... Averaging 7.2 points, 3.6 rebounds, 3.4 assists and 2.6 steals the last five contests ... Recorded 20 points, 10 rebounds and 5 steals four games ago at Oklahoma State (all personal OU highs) ... Is 16-for-19 from the free throw line in Big 12 play (.842) ... Made 25 starts in his 30 games last year as a sophomore ... Ranked third in Big 12 in assists last year (4.7).

OKLAHOMA'S TOP RESERVES

No.	Name	Position	Height	Weight	Class	Points	Rebounds	Assists	Minutes
21	Cameron Clark	G	6-6	198	So.	8.3	3.7	1.6	24.5
15	Tyler Neal	F	6-7	227	So.	4.7	2.7	0.7	15.4
5	C.J. Washington	F	6-7	230	Sr.	2.3	3.3	0.3	10.1
32	Casey Arent	C	6-10	227	Jr.	1.6	2.4	0.1	7.9
31	Barry Honoré	F	6-7	270	Sr.	0.9	1.0	0.1	5.1

PROJECTED BAYLOR STARTERS

No.	Name	Position	Height	Weight	Class	Points	Rebounds	Assists	Minutes
1	Perry Jones III	F	6-11	235	So.	13.7	7.2	1.1	31.0
4	Quincy Acy	F	6-7	235	Sr.	12.7	6.9	0.7	28.7
30	Quincy Miller	F	6-9	210	Fr.	12.9	5.0	1.7	25.6
5	Brady Heslip	G	6-2	180	So.	10.1	1.4	1.4	26.1
55	Pierre Jackson	G	5-10	180	Jr.	12.6	3.0	5.9	27.5

Head Coach Lon Kruger

► Lon Kruger was named Oklahoma's 14th head men's basketball coach on April 1, 2011.

► Owns a 491-310 (.613) collegiate record over 25 years.

► Has coached at Texas-Pan American (52-59 record from 1982-86), Kansas State (81-46 from 1986-90), Florida (104-80 from 1990-96), Illinois (81-48 from 1996-00) and UNLV (161-71 from 2004-11).

► Served as head coach of NBA's Atlanta Hawks from 2000-03 (69-122 record) and was an assistant for New York Knicks (2003-04 season).

► Averaged 25.4 wins at UNLV over the last five years (four NCAA appearances and one NIT trip) and won at least 21 games each of those five seasons.

► Coached UNLV to a 55-25 (.688) Mountain West Conference record the last five seasons.

► Has taken teams to 13 NCAA Tournaments (14-13 record) and four NITs (4-5 record).

► Coached Florida to the 1994 Final Four, Kansas State to the 1988 Elite Eight and UNLV to the 2007 Sweet 16.

► Has led all five of the college programs he has coached to 20-win seasons.

► Is one of five coaches in Division I college basketball history to take four different schools to the NCAA Tournament and is one of three coaches to win an NCAA Tournament game at four schools.

► Is one of just two head coaches in Division I history to lead at least four different schools to multiple NCAA Tournament wins.

► Is one of four coaches to lead three different schools to NCAA Sweet 16 appearances.

Lon Kruger Year by Year

Year	School	Record	Pct.
1982-83	Pan American	7-21	.250
1983-84	Pan American	13-14	.481
1984-85	Pan American	12-16	.429
1985-86	Pan American	20-8	.714
1986-87	* Kansas State	20-11	.645
1987-88	* Kansas State	25-9	.735
1988-89	* Kansas State	19-11	.633
1989-90	* Kansas State	17-15	.531
1990-91	Florida	11-17	.393
1991-92	^ Florida	19-14	.576
1992-93	^ Florida	16-12	.571
1993-94	* Florida	29-8	.784
1994-95	* Florida	17-13	.567
1995-96	Florida	12-16	.429
1996-97	* Illinois	22-10	.688
1997-98	* Illinois	23-10	.697
1998-99	Illinois	14-18	.438
1999-00	* Illinois	22-10	.688
2004-05	^ UNLV	17-14	.548
2005-06	UNLV	17-13	.567
2006-07	* UNLV	30-7	.811
2007-08	* UNLV	27-8	.771
2008-09	^ UNLV	21-11	.656
2009-10	* UNLV	25-9	.735
2010-11	* UNLV	24-9	.727
2011-12	Oklahoma	12-6	.667
Totals		491-310	.613

* NCAA Tournament

^ National Invitation Tournament



TUESDAY'S GAME BASICS

Oklahoma (12-6 overall, 2-4 Big 12) returns home from an 81-75 overtime loss at Texas A&M Saturday to take on No. 3/3 Baylor (17-2, 4-2) Tuesday at 7 p.m. CT. The Sooners are 9-1 at home this year and are in a four-way tie for sixth place in the Big 12, while the third-ranked Bears, who have lost two straight following a 17-0 start, are 4-1 in true road games and tied with Iowa State for third place in the league. Tuesday's contest will air on the Sooner Radio Network (KOKC AM 1520 in Oklahoma City; KTBS AM 1430 in Tulsa; Sirius 93, XM 191) with **Toby Rowland** and **Mike Houck** announcing. The game will be televised regionally by the Big 12 Network (KOCB Ch. 34 in OKC; KTUL Ch. 8 in Tulsa; ESPN Full Court) with **Doug Bell** and **Bryndon Manzer** calling the action.

SOONER STORYLINES

► Oklahoma holds a 37-8 all-time series lead against Baylor (won 32 of last 35) and is 18-3 versus the Bears in Norman. The Sooners have won 17 of the last 18 meetings at Lloyd Noble Center (Baylor won 70-63 at OU in 2009-10 season).

► OU's top three scorers — **Steven Pledger** (.509), **Andrew Fitzgerald** (.532) and **Romero Osby** (.538) — are shooting a combined .525 from the field at Lloyd Noble Center this year and have teamed for a .835 free throw mark. The trio has accounted for 55 percent of the team's points at home.

► The Sooners own a +15.1 average scoring margin in home games. They are shooting .464 from the field, .393 from 3-point range and .767 from the free throw line in those outings. Opponents are shooting .391, .277 and .663, respectively.

► Out of 338 Division I teams, OU ranks No. 14 nationally in offensive rebounds per game (14.7), No. 23 in total rebounds per game (39.2), No. 30 in free throw percentage (.743) and No. 67 in 3-point field goal percentage (.371).

► OU has been held to a total of 22 3-point makes over the last seven games (3.1 average) and junior guard **Steven Pledger** has 16 of the conversions during the stretch. The Sooners averaged 6.7 treys over their first 11 games.

► In OU's wins, Pledger is averaging 20.0 points on .569 field goal shooting. In the team's losses, Pledger is averaging 12.0 points on .307 shooting.

► In Big 12 play, Oklahoma leads the league with its +2.7 average turnover margin. OU averages just 11.5 turnovers while opponents average 14.2. The Sooners have outscored league foes 107-81 off turnovers.

► The Sooners have scored at least 75 points 10 times in their 18 games after doing it seven times in their 32 contests last year.

► Oklahoma has been superb at the free throw line in Big 12 play with its .769 mark (ranks second). Pledger (20-for-20), **Cameron Clark** (16-for-19) and **Carl Blair** (16-for-19) are a combined 52-for-58 (.897) at the stripe. They each rank in the league's top 10 (Pledger ranks first).

► Rebounding was a major strength for OU in non-conference play. The Sooners finished that portion of their schedule with a +10.4 average rebounding margin. They have been outboarded in four of their six league games, however, and own a -5.5 average margin in those six. OU boasts a 265-210 offensive rebounding advantage on the year.

Stats Comparison



CATEGORY	OU	BU
Overall Record	12-6	17-2
Points Per Game	73.4	78.2
Opp. Points Per Game	67.2	68.9
Rebounds Per Game	39.2	37.4
Rebounding Margin	+5.1	+5.1
Field Goal Pct.	.439	.493
Opp. Field Goal Pct.	.415	.392
3-Point Pct.	.371	.410
Opp. 3-Point Pct.	.327	.328
Free Throw Pct.	.743	.734
Personal Fouls Per Game	17.5	17.8
Assists Per Game	13.9	16.4
Turnovers Per Game	12.7	15.1
Blocked Shots Per Game	3.7	6.3
Steals Per Game	6.9	9.0



► Steven Pledger

OKLAHOMA NUMERICAL ROSTER

No.	Name	Position	Height	Weight	Class	Hometown (Last School)
1	Sam Grooms	G	6-1	203	Jr.	Greensboro, N.C. (Chipola College [Fla.])
2	Steven Pledger**	G	6-4	222	Jr.	Chesapeake, Va. (Atlantic Shores Christian School)
3	T.J. Franklin	G	5-11	175	Sr.	Fort Worth, Texas (North Crowley HS)
4	Andrew Fitzgerald**	F	6-8	247	Jr.	Baltimore Md. (Brewster Academy [N.H.])
5	C.J. Washington*	F	6-7	230	Sr.	Stringtown, Okla. (Connors State JC)
12	Jarrod Kruger#	G	6-1	174	So.	Topeka, Kan. (Kansas State University)
13	James Frascilla	G	5-10	142	Fr.	Dallas, Texas (Highland Park HS)
14	Carl Blair*	G	6-2	205	Jr.	Houston, Texas (University of New Orleans)
15	Tyler Neal*	F	6-7	227	So.	Oklahoma City, Okla. (Putnam City West HS)
21	Cameron Clark*	G	6-6	198	So.	Sherman, Texas (Sherman HS)
22	Amath M'Baye#	F	6-9	214	Jr.	Bordeaux, France (University of Wyoming)
24	Romero Osby	F	6-8	232	Jr.	Meridian, Miss. (Mississippi State University)
31	Barry Honoré*	F	6-7	270	Sr.	Garland, Texas (Southern University)
32	Casey Arent	C	6-10	227	Jr.	Penryn, Calif. (Sierra College)

* Letters earned at Oklahoma #Sitting out 2011-12 season

2011-12 Big 12 Standings

Through Sunday, Jan. 22

Team	Big 12			Overall		
	W	L	Pct.	W	L	Pct.
Kansas	6	0	1.000	16	3	.842
Missouri	5	1	.833	18	1	.947
Baylor	4	2	.667	17	2	.895
Iowa State	4	2	.667	14	5	.737
Kansas State	3	3	.500	14	4	.778
Oklahoma	2	4	.333	12	6	.667
Texas	2	4	.333	12	7	.632
Texas A&M	2	4	.333	11	7	.611
Oklahoma State	2	4	.333	9	10	.474
Texas Tech	0	6	.000	7	11	.389



Oklahoma Quick Facts

Official Name: University of Oklahoma

Location: Norman, Okla.

Founded: 1890

Enrollment: 30,754

Nickname: Sooners

Colors: Crimson and Cream

President: David L. Boren

Athletics Director: Joe Castiglione

Arena: Lloyd Noble Center (12,000)

First Year of Basketball: 1907-08

NCAA Tournament Appearances: 26

NIT Appearances: 7

All-Time Record: 1,537-984 (.610)

Regular Season Conference Championships: 14 (1928, 1929, 1939, 1940, 1942, 1944, 1947, 1949, 1979, 1984, 1985, 1988, 1989, 2005)

Conference Tournament Championships: 7 (1979, 1985, 1988, 1990, 2001, 2002, 2003)

Head Coach: Lon Kruger (Kansas State '75)

Career Record: 491-310 (26th year)

Oklahoma Record: 12-6 (first year)

NCAA Appearances: 13 (most recent 2011)

NIT Appearances: 4 (most recent 2009)

Assistant Coaches: Chris Crutchfield (Nebraska-Omaha '92), Steve Henson (Kansas State '90), Lew Hill (Wichita State '88)

Director of Operations: Mike Shepherd (Kansas State '92)

Director of Student-Athlete Performance: Jozsef Szendrei (Oklahoma '03)

Video Coordinator: Scott Thompson

Equipment Manager: Marco Griego

Graduate Managers: Wade Mason, Teddy Owens

Athletics Trainer: Alex Brown

Team Physician: Dr. Brock Schnebel

Official Website: SoonerSports.com

PLEDGER AMONG BIG 12'S OFFENSIVE LEADERS

► After averaging 8.6 points and shooting .386 from the field and .345 from 3-point range over his first two seasons, junior guard **Steven Pledger** is averaging 17.2 points this year while shooting .473 from the field and .436 from long distance. Pledger ranks fourth in the Big 12 in scoring, free throw percentage (.900; ninth nationally) and 3-pointers per game (2.6), and sixth in field goal percentage and 3-point field goal percentage.

► Pledger has scored in double figures in 16 of his 17 outings (held to nine Jan. 9 at Oklahoma State). He has scored at least 20 points five times after doing it three times all of last season, and has netted at least 15 points on six other occasions.

► Pledger has made 97 field goals this year, already putting him at 87 percent of last year's total (112).

MORE INDIVIDUAL NOTES

► Junior forward **Andrew Fitzgerald** has scored in double figures in each of the last 13 games (averaging 15.2 points during the stretch on .522 shooting) after doing it just twice in OU's first five outings (averaged 8.4 points on .400 shooting). He has scored at least 17 points in five of the last nine outings, including a season-high 21 Jan. 14 against Kansas State when he made a career-high nine field goals on 10 attempts. Fitzgerald leads the team and ranks ninth in the Big 12 with his 15.3 scoring average in league play. He also ranks third in the Big 12 (all games) with his .498 field goal percentage.

► Junior point guard **Sam Grooms** ranks No. 4 in the Big 12 in assists (5.4) and No. 2 in assist-to-turnover ratio (2.6). He has recorded one or zero turnovers eight times in 18 games and ranks second on the team in minutes (30.3). Only one Sooner in the last 15 years averaged more assists per game for an entire season than Grooms' current 5.4 average (6.9 by **Terrell Everett** in 2005-06).

► Junior forward **Romero Osby** leads the Big 12 with his 3.1 offensive rebounds per game and ranks third with his 8.1 overall boards per outing. He is also tied for second with five double-doubles. He has recorded at least 10 rebounds on seven occasions this year (his career high entering the season was eight rebounds). Osby, who pulled down a career-high 18 boards vs. South Carolina State on Dec. 21, is averaging 17.3 points and 7.3 rebounds over the last four games (shooting .619 from the field during the stretch). He has scored a career-high 18 points in four of the last seven outings, including Saturday's loss at Texas A&M.

► Junior guard **Carl Blair** has scored 36 of his 76 points this season (47 percent) over the last five games, although he has gone scoreless each of the last two. He averaged 3.1 points over OU's first 13 games but averaged 12.0 points over the next three. Blair ranks third in the Big 12 (league games) with his 2.2 steals per contest. He has started the last three games (lone starts since season opener) after recording personal OU career highs of 20 points, 10 rebounds and five steals off the bench at Oklahoma State Jan. 9.

► Sophomore guard **Cameron Clark**, who was held under 10 points in six straight games (averaged 5.5 points on .367 shooting) prior to the last three contests, came off the bench for the first time of his collegiate career against Kansas State Jan. 14 and scored 10 points on 4-of-6 shooting. He scored another 10 points off the bench in last Tuesday's win over Texas Tech and netted seven Saturday at Texas A&M. Clark is averaging 8.3 points on .388 shooting this year after averaging 9.3 points on .474 shooting as a freshman.

CLEANING THE GLASS

► OU ranks second in the Big 12 and 23rd nationally in rebounds per game (39.2). It also ranks No. 2 in the league and No. 14 nationally with its 14.7 offensive rebounds per game, and No. 3 in the conference in offensive rebounding percentage at .402. The tallest Sooner in the starting lineup is 6-8.

► The Sooners have been outrebounded just five times on the year, but four of those occasions have taken place in six Big 12 games.

► Oklahoma's top two rebounding totals of the 16-year Big 12 era have been recorded this year (63 vs. S.C. State and 61 vs. Coppin State). They are the two highest totals among Big 12 teams on the season.

► OU has pulled down double-digit offensive rebounds in 14 of 18 games and is averaging 14.7 offensive boards per contest to its opponents' 12.2.

► The Sooners are averaging 6.2 more offensive rebounds per game this year than they did last season (14.7 to 8.5).

PREVIEWING BAYLOR

► After posting a 17-0 record to start the season and climbing to No. 3 in the national polls (both school bests), Baylor lost both of its games last week to top-10 opponents. The Bears fell 92-74 at then-No. 7 Kansas and 89-88 at home to then-No. 5 Missouri. They are 7-1 away from home (4-1 in true road games) and are tied with Iowa State for third place in the Big 12 at 4-2.

► One of the top offensive teams in the league, Baylor ranks second in points per game (78.2), second in field goal percentage (.493), first in 3-point field goal percentage (.410) and third in free throw percentage (.734).

► Sophomore forward **Perry Jones III** leads five Baylor players averaging double figures in points. He averages team highs of 13.7 points and 7.2 rebounds per game, and is shooting .547 from the field. He was held to eight points and four boards vs. Missouri.

► Freshman forward **Quincy Miller** averages 12.9 points a game to lead all Big 12 freshmen. In league play, Miller averages a team-high 17.0 points to go along with 4.8 rebounds. He is coming off a career-high 29-point effort against Missouri.

► Senior forward **Quincy Acy** (12.7), junior guard **Pierre Jackson** (12.6) and sophomore guard **Brady Heslip** (10.1) also average double figures in scoring. Acy ranks second on the squad with his 6.9 rebounds per game, Jackson ranks second in the Big 12 with his 5.9 assists per outing (had 15 Saturday vs. Missouri) and Heslip leads the league with his 2.8 treys per game (shooting .469).

► **Scott Drew** is in his ninth year as Baylor's head coach and owns a 144-118 (.550) record at the school.

Romero Osby's Double-Digit Rebounding Games

Opponent	Rebs.
Idaho State	10
Coppin State	10
vs. Santa Clara	10
vs. Houston	10
South Carolina State	18
at Cincinnati	12
at Oklahoma State	10

AP Top 25 Poll

January 16

School	Record
1. Syracuse (60)	19-0
2. Kentucky (4)	17-1
3. Baylor (1)	17-0
4. Duke	15-2
5. Missouri	16-1
6. Ohio State	16-3
7. Kansas	14-3
8. North Carolina	15-3
9. Michigan State	15-3
10. Georgetown	14-3
11. Indiana	15-3
12. Murray State	18-0
13. Connecticut	14-3
14. UNLV	16-3
15. Virginia	14-2
16. San Diego State	15-2
17. Florida	14-4
18. Mississippi State	15-3
19. Creighton	16-2
20. Michigan	14-4
21. Marquette	14-4
22. Illinois	15-3
23. Louisville	14-4
24. Saint Mary's	17-2
25. Kansas State	12-4

ESPN/USA Today Top 25 Poll

January 16

School	Record
1. Syracuse (31)	19-0
2. Kentucky	17-1
3. Baylor	17-0
4. Duke	15-2
5. Missouri	16-1
6. Ohio State	16-3
7. Kansas	14-3
8. North Carolina	15-3
9. Michigan State	15-3
10. Murray State	18-0
11. Connecticut	14-3
12. Georgetown	14-3
13. Indiana	15-3
14. Florida	14-4
15. Mississippi State	15-3
16. San Diego State	15-2
17. Virginia	14-2
18. Creighton	16-2
19. Michigan	14-4
20. UNLV	16-3
21. Louisville	14-4
22. Marquette	14-4
23. Saint Mary's	17-2
24. Harvard	15-2
25. Illinois	15-3

OU opponents and potential opponents in **bold****OU-BAYLOR SERIES HISTORY**

Oklahoma owns a 37-8 series advantage against Baylor and has won 32 of the last 35 meetings (included a streak of 30 straight wins that was snapped two years ago). The Sooners possess an 18-3 series lead in games played in Norman and have won 17 of the last 18 there (BU won 70-63 in 2010). OU is 28-3 against the Bears since the inception of the Big 12 Conference and boasts a +20.4 average scoring margin in the 15 games played in Norman.

LAST YEAR VS. THE BEARS (CUMULATIVE STATS ON PAGE 13 OF THESE NOTES)

Oklahoma and Baylor met three times last season, with the Sooners taking two of those contests. The Bears won the first meeting in Waco, 74-61, with the help of .622 field goal shooting. OU won the regular season rematch in Norman, 73-66, behind 25 points and seven rebounds from **Cameron Clark**. In the Big 12 Championship first round, the 10th-seeded Sooners handed the seventh-seeded Bears a sound 84-67 defeat as **Carl Blair** registered 14 points, six rebounds and 11 assists. Clark averaged 17.0 points (on .525 field goal shooting), 6.0 rebounds and 2.0 assists in the three games while Blair averaged 14.3 points, 4.0 rebounds, 8.0 assists and 2.3 steals. **Steven Pledger** averaged 12.3 points and 3.3 assists in the three meetings, and went 9-for-22 (.409) from 3-point range. Baylor's **Perry Jones III** averaged 22.0 points and 7.0 rebounds over the first two games (did not play in third), while **Quincy Acy** averaged 15.7 points and 9.7 boards over the three outings. Jones and Acy shot a combined .635 from the field.

SATURDAY'S TEXAS A&M RECAP (BOX SCORE ON PAGE 12 OF THESE NOTES)

► Oklahoma trailed for just three minutes and 13 seconds of regulation but lost 81-75 in overtime at Texas A&M on Saturday. OU took a 39-38 lead with 17:26 left in the second half and didn't trail again until overtime.

► The Sooners shot .492 from the field against an A&M squad that was holding opponents to .351 shooting on the year entering the day. It was OU's highest field goal percentage in defeat this year (previous high was .417 vs. Saint Louis).

► A&M scored at least one point on its final 10 possessions of the game (21 total points), including each of its eight overtime possessions.

► The loss was OU's first in overtime since dropping a 68-65 decision at Missouri during the 2004-05 season. The Sooners had won seven straight overtime games.

► Junior forward **Romero Osby** was 8-for-10 from the field and tied a career high with 18 points. It was his third 18-point effort in the last four games and fourth in the last seven.

► Junior forward **Andrew Fitzgerald** scored in double figures for the 13th straight game, finishing with 17 points on 8-for-14 shooting. He also pulled down a team-high seven rebounds.

► Junior guard **Steven Pledger** finished with 16 points, four rebounds, three assists and two steals without a turnover in his 37 minutes. He drained all four of the team's 3-pointers (each in the second half) on 10 attempts.

SOONER TIP INS

► Oklahoma has recorded 46 dunks in its 18 games (2.6 average) and junior forward **Romero Osby** has 27 of them (59 percent).

► Osby has grabbed at least six rebounds in 14 of 18 games this year. In his 35 games at Mississippi State as a sophomore in 2009-10, Osby pulled down at least six boards on three occasions.

► Junior **Andrew Fitzgerald** leads the team with seven charges taken while Osby ranks second with five.

► Oklahoma is one of just two teams in the Big 12 (Texas Tech is the other) whose top four scorers are each shooting better than .700 from the free throw line. Six of OU's top seven are shooting at least .700 from the stripe.

UP NEXT

OU hits the road for the first of two straight road games when it plays at Kansas State Saturday at 6 p.m. CT (televised by Big 12 Network).

QUANTIFYING OU'S BASKETBALL TRADITION

► This is the 105th season of Oklahoma varsity basketball (the program's first game was Nov. 26, 1907).

► OU owns a 1,537-984 (.610) all-time record, ranking it 30th in NCAA Division I history in wins and 41st in winning percentage.

► Oklahoma has participated in four NCAA Final Fours (1939, 1947, 1988 and 2002) and in two NCAA championship games (it lost to Holy Cross in 1947 and to Kansas in 1988).

► OU has made 26 NCAA Tournament appearances and seven postseason NIT showings. It has made 22 NCAA Tournament appearances over the last 29 years.

► Oklahoma has made 27 postseason appearances over the last 30 years (22 NCAA Tournaments and five NITs).

► The Sooners have won 14 regular season conference championships (most recently in 2005) and seven conference tournament titles (including the 2001, 2002 and 2003 Big 12 crowns).

► The Sooners posted the eighth best NCAA Division I winning percentage (.731) in the 1980s and the eighth best (.738) in the 2000s.

► Twenty different Sooners have earned All-America honors a total of 30 times. They have earned consensus first-team All-America acclaim nine times and consensus second-team honors on four occasions.

► **Wayman Tisdale** was a three-time consensus first-team All-American during his three seasons at OU (1983-85).

► Oklahoma players have earned first-team all-conference accolades a total of 73 times.

► The Sooners own a winning record against eight of the other nine members of the Big 12 Conference (Kansas is the only league program with a series lead against OU).

► OU has played its home games in four different venues: the OU Gymnasium (1907-1919), the R.O.T.C. Armory (1919-1928), the OU Field House (1928-75) and Lloyd Noble Center (1975-present).

PLAYER NOTES

1 SAM GROOMS (6-1, 203, JUNIOR, GUARD)

- ▶ Point guard who is averaging 6.5 points, 3.2 boards and 5.4 assists in 30.3 minutes a contest.
- ▶ Ranks fourth in Big 12 in assists and second in assist-to-turnover ratio (2.6).
- ▶ Has 20 assists and just 5 turnovers the last three games (4.0 ratio).
- ▶ Has recorded 1 or 0 turnovers eight times in 18 games.
- ▶ Point guard who transferred from Chipola College in Florida.
- ▶ Rated as nation's third-best junior college player in 2010-11 by JucoRecruiting.com.
- ▶ Started 50 games in his two seasons at Chipola (averaged 11.1 points, 5.9 assists last year).

2 STEVEN PLEDGER (6-4, 222, JUNIOR, GUARD)

- ▶ Averaging 17.2 points (ranks No. 4 Big 12), 4.0 rebounds and 1.6 assists in 32.1 minutes.
- ▶ Leads Big 12 (conference games) in free throw percentage (is 20-for-20).
- ▶ Has made 37 of his last 38 free throw attempts (.974) going back to Dec. 10 Arkansas game.
- ▶ Ranks sixth in Big 12 with his .436 3-point percentage and fourth with his 2.6 treys/game.
- ▶ Averaging 20.0 points in team's wins but just 12.0 in losses.
- ▶ Recorded first career double-double vs. Houston on Dec. 17 (31 points, 10 rebounds).
- ▶ Has five games of at least 20 points this year (had three all of last season).
- ▶ Named to 76 Classic and All-College Classic all-tournament teams.
- ▶ Suspended for opener vs. Idaho State (impermissible participation in summer pro-am game).
- ▶ Averaged a team-high 15.4 points in OU's wins last year compared to 7.4 points in losses.
- ▶ Scored a career-high 38 points (career highs of 12 field goals, 7 treys and 7 free throw makes) in overtime win at Iowa State last season (scored 17 of team's final 21 points).

3 T.J. FRANKLIN (5-11, 175, SENIOR, GUARD)

- ▶ Averaging 2.9 minutes in his 10 games this year (has 2 points and 2 assists).
- ▶ Played a career-high 9 minutes Dec. 2 vs. Sacramento State (2 points, 1 assist, 1 steal).
- ▶ A walk-on point guard who is the only fourth-year player on team.
- ▶ Played a total of 16 minutes last year (12 games) and scored four points.
- ▶ Helped North Crowley HS (Fort Worth, Texas) to 38-1 record and 2008 Class 5A state title.
- ▶ Voted by teammates as squad's hardest worker, best leader by example, most impressive in the weight room, fastest from baseline to baseline and best video game player.
- ▶ An information studies major at OU who graduated No. 7 in his high school class.

4 ANDREW FITZGERALD (6-8, 247, JUNIOR, FORWARD)

- ▶ Averaging 13.3 points and 5.6 rebounds (ranks second on team in both categories).
- ▶ Turned in a season-high 21-point outing vs. No. 18 Kansas State (9-for-10 from field) Jan. 14.
- ▶ Has scored in double figures in each of last 13 games (at least 17 in 5 of last 9 outings).
- ▶ Averaging 15.2 points the last 13 games after averaging 8.0 the first five.
- ▶ Shooting .522 from field the last 13 outings after shooting .400 the first five.
- ▶ Has started 51 consecutive games.
- ▶ OU's leading returning scorer (12.6) and rebounder (5.0) from last season. Also led team with his 21 blocked shots and 34 steals in an average of 30.8 minutes per game.
- ▶ An honorable mention All-Big 12 selection as a sophomore last season.
- ▶ Started all 32 games last year and scored at least 10 points 22 times (at least 20 four times).
- ▶ Arrived at OU in summer 2009 weighing 273 pounds but entered 2011-12 season at 247.

5 C.J. WASHINGTON (6-7, 230, SENIOR, FORWARD)

- ▶ Averaging 2.3 points and 3.3 rebounds in 10.1 minutes a game (DNP in season opener).
- ▶ Seven of his career-high 12 boards (in 13 min.) against South Carolina State were offensive.
- ▶ Leads team in rebounds per minute (40-minute projection is 13.0 boards).
- ▶ Handed out 3 assists vs. Coppin State in his first game of year (recorded 2 all of last season).
- ▶ Came off bench in each of his 31 games last year and averaged 2.5 points and 3.1 rebounds.
- ▶ A first-team junior college All-American at Connors State College (Warner, Okla.) in 2009-10 when he averaged 19.3 points, a school-record 13.0 rebounds and 1.8 block per game.
- ▶ Named the 2010 Region II Junior College Player of the Year and Region II Tournament MVP.
- ▶ Recorded 25 double-doubles in his 32 games (including a stretch of 14 straight).

13 JAMES FRASCHILLA (5-10, 142, FRESHMAN, GUARD)

- ▶ A walk-on point guard from Dallas, Texas, who has 2 points in his 7 appearances (9 minutes).
- ▶ Helped Highland Park HS to a 22-8 record last year and a District 10-4A championship.
- ▶ Averaged 5.9 points, 5.0 assists and 2.7 steals as a senior to earn all-district honors.
- ▶ Voted by teammates as the Sooner who would make the best college head coach.
- ▶ Son of ESPN analyst and former college head coach Fran Fraschilla.

14 CARL BLAIR (6-2, 205, JUNIOR, GUARD)

- ▶ Averaging 4.2 points and 2.8 assists in 16.4 minutes a game.
- ▶ Held scoreless the last two games after averaging 12.0 the previous three outings.
- ▶ Ranks third in the Big 12 (league games) with his 2.2 steals per contest.
- ▶ Has started four games on the season (season opener and the last three).
- ▶ Set OU career highs with 20 points, 10 rebounds and 5 steals off bench Jan. 9 at Okla. State.
- ▶ Shot .250 from 3-point range last year (14-for-56) but is shooting .333 (12-for-36 this year).
- ▶ Played in 30 of team's 32 games last year and made 25 starts (including last 22 contests).
- ▶ Averaged 7.5 points and team-high 4.7 assists in 27.6 minutes a game.
- ▶ Recorded a career-high 9.2 points, 4.4 rebounds and 3.7 assists in 2009-10.
- ▶ Recorded triple-double at New Orleans (13 points, 10 rebounds and 11 assists).

15 TYLER NEAL (6-7, 227, SOPHOMORE, FORWARD)

- ▶ Has come off the bench to average 4.7 points and 2.7 boards in 15.4 minutes an outing.
- ▶ Shooting .356 (16-for-45) from 3-point range and .792 (19-for-24) from free throw line.
- ▶ Averaging just 1.3 points in 11.4 minutes over last seven games (3-for-13 FG shooting).
- ▶ Recorded a career-high 18-point game vs. Arkansas Dec. 10 (career highs of 4 treys, 4 assists).
- ▶ Played in 26 of team's 32 games last year as a freshman and made six starts.
- ▶ Averaged 4.2 points and 2.3 rebounds in 12.5 minutes a game.
- ▶ Earned state-player-of-the-year honors from Gatorade, the Oklahoma Coaches Association and The Oklahoman as a high school senior at Putnam City West.

21 CAMERON CLARK (6-6, 198, SOPHOMORE, GUARD)

- ▶ Has come off bench last three games after starting first 47 games of college career.
- ▶ Averaging 6.7 points the last 11 games after averaging 14.0 the previous five.
- ▶ Has scored in double figures three times in last 11 games (10 points two of last three).
- ▶ Held scoreless vs. Arkansas (Dec. 10) and at Cincinnati (Dec. 29).
- ▶ Ranked fourth on team in scoring (9.3 ppg) last year and third in rebounding (4.5 rpg).
- ▶ Ranked eighth in Big 12 (second among freshmen) with his 33.6 minutes per game.
- ▶ Scored in double figures 14 times and netted at least 25 points twice.
- ▶ Averaged 13.1 points in wins and 6.3 points in losses.
- ▶ Played at least 40 minutes on seven occasions.
- ▶ Ranked No. 32 as a high school senior by ESPN, No. 34 by Rivals.com and No. 39 by Scout.com.

24 ROMERO OSBY (6-8, 232, JUNIOR, FORWARD)

- ▶ Averaging 11.9 points and team-high 8.1 rebounds in 28.9 minutes a game.
- ▶ Tied a career high with 18 points three of the last four outings (at OSU, vs. K-State, at A&M).
- ▶ Averaging 17.3 points (.619 field goal shooting) and 7.3 rebounds the last four games.
- ▶ Ranks third in Big 12 in rebounding and first in offensive rebounding (3.1 per game).
- ▶ Tied for second in Big 12 with five double-doubles.
- ▶ Has grabbed 10+ rebounds in seven of 18 outings (at least 6 boards in all but four games).
- ▶ Has recorded 27 of team's 46 dunks on the year (59 percent).
- ▶ His 18 rebounds vs. S.C. State Dec. 21 tied as most by a Sooner in three seasons.
- ▶ Sat out last season after transferring from Mississippi State University.
- ▶ Averaged 4.2 points and 2.6 rebounds in 12.8 minutes a game during his two seasons at MSU.
- ▶ Rated No. 57 nationally by Rivals.com and No. 70 by Scout.com out of high school.

31 BARRY HONORÉ (6-7, 270, SENIOR, FORWARD)

- ▶ Averaging 0.9 points, 1.0 rebounds and 0.5 blocks in 5.1 minutes a game.
- ▶ Recorded OU career highs of 4 points, 4 boards and 2 assists Dec. 31 vs. Northwestern State.
- ▶ A walk-on who transferred from Southern University and is one of three seniors on the team.
- ▶ Averaged 1.2 points and 1.0 rebound in 5.7 minutes a game last year (shot .632 from field).
- ▶ Named 2008 Southwestern Athletic Conference Freshman of the Year after averaging 8.8 points and 5.1 rebounds a game at Southern.
- ▶ Started 54 of his 60 games during his two-year career at Southern.

32 CASEY ARENT (6-10, 227, JUNIOR, CENTER)

- ▶ Averaging 1.6 points and 2.4 boards in 7.9 minutes per outing (has played in 16 of 18 games).
- ▶ Has 18 offensive rebounds and 21 defensive boards.
- ▶ Coming off a 4-point, 4-rebound game (8 minutes) at Texas A&M.
- ▶ Rated as the nation's 22nd-best juco player last year by JucoRecruiting.com.
- ▶ Earned first-team All-Big 8 and first-team all-state honors as a sophomore last year at Sierra College in Rocklin, Calif.
- ▶ Averaged 19.1 points and 11.4 rebounds per game last season (17 double-doubles).

SEASON STATISTICS

#	Player	gp-gs	min	avg	Total		3-Point		F-Throw		Rebounds				pf	dq	a	to	blk	stl	pts	avg
					fg-fga	fg%	3fg-fga	3fg%	ft-fa	ft%	off	def	tot	avg								
02	Pledger, Steven	17-17	546	32.1	97-205	.473	44-101	.436	54-60	.900	24	44	68	4.0	38	1	28	28	4	19	292	17.2
04	Fitzgerald, Andrew	18-18	482	26.8	100-201	.498	0-0	.000	39-55	.709	47	53	100	5.6	54	1	6	20	11	12	239	13.3
11	Newell, Calvin	5-0	98	19.6	25-51	.490	10-26	.385	5-7	.714	3	5	8	1.6	4	0	4	4	0	3	65	13.0
24	Osby, Romero	18-18	520	28.9	82-163	.503	3-9	.333	47-66	.712	55	91	146	8.1	37	1	15	26	20	11	214	11.9
21	Clark, Cameron	18-15	441	24.5	57-147	.388	5-13	.385	31-44	.705	13	53	66	3.7	33	0	28	27	8	12	150	8.3
01	Grooms, Sam	18-18	546	30.3	38-112	.339	6-27	.222	35-52	.673	11	46	57	3.2	34	0	97	37	2	17	117	6.5
15	Neal, Tyler	18-0	277	15.4	25-65	.385	16-45	.356	19-24	.792	14	35	49	2.7	31	1	12	22	2	11	85	4.7
14	Blair, Carl	18-4	296	16.4	18-60	.300	12-36	.333	28-37	.757	9	30	39	2.2	30	0	51	38	1	25	76	4.2
05	Washington, C.J.	17-0	172	10.1	18-35	.514	0-0	.000	3-6	.500	22	34	56	3.3	17	0	5	5	9	6	39	2.3
32	Arent, Casey	16-0	127	7.9	11-28	.393	0-0	.000	4-4	1.000	18	21	39	2.4	25	0	1	12	2	6	26	1.6
31	Honore, Barry	16-0	82	5.1	5-11	.455	0-0	.000	4-7	.571	12	4	16	1.0	7	0	2	5	8	0	14	0.9
13	Fraschilla, James	7-0	9	1.3	1-2	.500	0-0	.000	0-0	.000	1	0	1	0.1	2	0	0	0	0	0	2	0.3
03	Franklin, T.J.	10-0	29	2.9	1-8	.125	0-2	.000	0-0	.000	1	3	4	0.4	3	0	2	4	0	2	2	0.2
Team											35	22	57				1					
Total.....		18	3625		478-1088	.439	96-259	.371	269-362	.743	265	441	706	39.2	315	4	251	229	67	124	1321	73.4
Opponents.....		18	3625		427-1030	.415	129-395	.327	227-327	.694	220	394	614	34.1	341	10	253	263	49	104	1210	67.2

TEAM STATISTICS	OU	OPP
SCORING	1321	1210
Points per game	73.4	67.2
Scoring margin	+6.2	-
FIELD GOALS-ATT	478-1088	427-1030
Field goal pct	.439	.415
3 POINT FG-ATT	96-259	129-395
3-point FG pct	.371	.327
3-pt FG made per game	5.3	7.2
FREE THROWS-ATT	269-362	227-327
Free throw pct	.743	.694
F-Throws made per game	14.9	12.6
REBOUNDS	706	614
Rebounds per game	39.2	34.1
Rebounding margin	+5.1	-
ASSISTS	251	253
Assists per game	13.9	14.1
TURNOVERS	229	263
Turnovers per game	12.7	14.6
Turnover margin	+1.9	-
Assist/turnover ratio	1.1	1.0
STEALS	124	104
Steals per game	6.9	5.8
BLOCKS	67	49
Blocks per game	3.7	2.7
ATTENDANCE	83852	48620
Home games-Avg/Game	10-8385	3-11002
Neutral site-Avg/Game	-	5-3123

Date	Opponent		Score	Att.
11/11/11	IDAHO STATE	w	78-74	7622
11/18/11	COPPIN STATE	w	92-65	7460
# 11/24/11	vs Washington State	w	74-59	1457
# 11/25/11	vs Santa Clara	w	85-73	1777
# 11/27/11	vs Saint Louis	L	63-83	2637
12/02/11	SACRAMENTO STATE	w	82-53	7460
12/08/11	ORAL ROBERTS	w	73-59	7699
12/10/11	ARKANSAS	w	78-63	9077
\$ 12/17/11	vs Houston	w	79-74	5303
12/21/11	SOUTH CAROLINA STATE	w	83-48	8136
% 12/29/11	vs Cincinnati	L	55-56	4439
12/31/11	NORTHWESTERN STATE	w	83-63	8532
* 01/03/12	at Missouri	L	49-87	15061
* 01/07/12	KANSAS	L	61-72	11268
* 01/09/12	at Oklahoma State	L	65-72	9478
* 01/14/12	KANSAS STATE	w	82-73	8812
* 01/17/12	TEXAS TECH	w	64-55	7786
* 01/21/12	at Texas A&M	Lot	75-81	8468

76 Classic (Anaheim, Calif.)

\$ All-College Classic (Oklahoma City, Okla.)

% at U.S. Bank Arena (Cincinnati, Ohio)

* = Conference game

Score by Periods	1st	2nd	OT	Totals
Oklahoma	624	687	10	1321
Opponents	534	660	16	1210

BIG 12 GAMES ONLY

##	Player	gp-gs	min	avg	Total		3-Point		F-Throw		Rebounds				pf	dq	a	to	blk	stl	pts	avg
					fg-fga	fg%	3fg-fga	3fg%	ft-fga	ft%	off	def	tot	avg								
04	Fitzgerald, Andrew	6-6	184	30.7	39-76	.513	0-0	.000	14-19	.737	17	19	36	6.0	21	1	2	9	2	4	92	15.3
02	Pledger, Steven	6-6	209	34.8	26-76	.342	13-37	.351	20-20	1.000	5	19	24	4.0	16	1	6	8	2	6	85	14.2
24	Osby, Romero	6-6	194	32.3	32-57	.561	1-3	.333	19-27	.704	17	24	41	6.8	17	0	4	13	8	4	84	14.0
21	Clark, Cameron	6-3	144	24.0	16-41	.390	0-0	.000	16-19	.842	2	20	22	3.7	9	0	9	7	0	5	48	8.0
14	Blair, Carl	6-3	115	19.2	9-33	.273	4-18	.222	16-19	.842	4	14	18	3.0	10	0	17	10	0	13	38	6.3
01	Grooms, Sam	6-6	200	33.3	12-39	.308	0-5	.000	6-10	.600	4	11	15	2.5	14	0	32	11	2	5	30	5.0
05	Washington, C.J.	6-0	59	9.8	4-8	.500	0-0	.000	0-2	.000	6	6	12	2.0	9	0	0	2	3	3	8	1.3
15	Neal, Tyler	6-0	66	11.0	2-12	.167	1-8	.125	2-4	.500	5	3	8	1.3	6	0	2	8	1	3	7	1.2
32	Arent, Casey	6-0	29	4.8	2-4	.500	0-0	.000	0-0	.000	3	5	8	1.3	7	0	0	0	0	2	4	0.7
31	Honore, Barry	4-0	18	4.5	0-1	.000	0-0	.000	0-1	.000	2	0	2	0.5	2	0	0	1	1	0	0	0.0
03	Franklin, T.J.	2-0	4	2.0	0-1	.000	0-0	.000	0-0	.000	0	1	1	0.5	0	0	0	0	0	0	0	0.0
13	Fraschilla, James	2-0	3	1.5	0-0	.000	0-0	.000	0-0	.000	0	0	0	0.0	0	0	0	0	0	0	0	0.0
Team											7	6	13									
Total.....		6	1225		142-348	.408	19-71	.268	93-121	.769	72	128	200	33.3	111	2	72	69	19	45	396	66.0
Opponents.....		6	1225		154-338	.456	45-123	.366	87-123	.707	81	152	233	38.8	113	2	89	85	19	33	440	73.3

TEAM STATISTICS	OU	OPP	Date	Opponent	Score	Att.
SCORING	396	440	* 01/03/12	at Missouri	L 49-87	15061
Points per game	66.0	73.3	* 01/07/12	KANSAS	L 61-72	11268
Scoring margin	-7.3	-	* 01/09/12	at Oklahoma State	L 65-72	9478
FIELD GOALS-ATT	142-348	154-338	* 01/14/12	KANSAS STATE	W 82-73	8812
Field goal pct	.408	.456	* 01/17/12	TEXAS TECH	W 64-55	7786
3 POINT FG-ATT	19-71	45-123	* 01/21/12	at Texas A&M	Lot 75-81	8468
3-point FG pct	.268	.366				
3-pt FG made per game	3.2	7.5				
FREE THROWS-ATT	93-121	87-123				
Free throw pct	.769	.707				
F-Throws made per game	15.5	14.5				
REBOUNDS	200	233				
Rebounds per game	33.3	38.8				
Rebounding margin	-5.5	-				
ASSISTS	72	89				
Assists per game	12.0	14.8				
TURNOVERS	69	85				
Turnovers per game	11.5	14.2				
Turnover margin	+2.7	-				
Assist/turnover ratio	1.0	1.0				
STEALS	45	33				
Steals per game	7.5	5.5				
BLOCKS	19	19				
Blocks per game	3.2	3.2				
ATTENDANCE	27866	33007				
Home games-Avg/Game	3-9289	3-11002				
Neutral site-Avg/Game	-	0-0				

Score by Periods	1st	2nd	OT	Totals
Oklahoma	182	204	10	396
Opponents	196	228	16	440

SEASON RESULTS

Date	Opponent	Score	W/L	Attend.	Points Leader	Rebounds Leader	Assists Leader
11/11	Idaho State	78-74	W	7,622	Newell 19	Osby 10	Grooms 8
11/18	Coppin State	92-65	W	7,460	Pledger 20	Osby 10	Blair, Clark 4
11/24	vs. Washington State #	74-59	W	1,457	Newell 18	Fitzgerald 7	Grooms 10
11/25	vs. Santa Clara #	85-73	W	1,777	Pledger 26	Fitzgerald 13	Grooms 6
11/27	vs. Saint Louis #	63-83	L	2,637	Clark, Osby 14	Clark, Osby 6	Pledger 2
12/2	Sacramento State	82-53	W	7,460	Clark 18	Blair 5	Pledger 5
12/8	Oral Roberts	73-59	W	7,699	Pledger 17	Clark 8	Grooms 5
12/10	Arkansas	78-36	W	9,077	Pledger 22	Fitzgerald 8	Neal 4
12/17	vs. Houston \$	79-74	W	5,303	Pledger 31	Osby, Pledger 10	Grooms 8
12/21	South Carolina State	83-48	W	8,136	Pledger 22	Osby 18	Grooms 6
12/29	at Cincinnati %	55-56	L	4,439	Fitzgerald 18	Osby 12	Grooms 9
12/31	Northwestern State	83-63	W	8,532	Osby, Pledger 18	Clark 9	Blair 6
1/3	at Missouri (7)	49-87	L	15,061	Fitzgerald 18	Fitzgerald 6	Grooms 7
1/7	Kansas (14)	61-72	L	11,268	Pledger 14	Osby 9	Grooms 5
1/9	at Oklahoma State	65-72	L	9,478	Blair 20	Blair, Osby 10	Clark 3
1/14	Kansas State (18)	82-73	W	8,812	Fitzgerald 21	Osby, Pledger 6	Grooms 9
1/17	Texas Tech	64-55	W	7,786	Pledger 17	Osby 8	Blair, Grooms 4
1/21	at Texas A&M	75-81	L (OT)	8,468	Osby 18	Fitzgerald 7	Grooms 7
1/24	Baylor						
1/28	at Kansas State						
2/1	at Kansas						
2/4	Iowa State						
2/6	Missouri						
2/11	at Texas Tech						
2/14	Texas						
2/18	at Iowa State						
2/22	Oklahoma State						
2/25	at Baylor						
2/29	at Texas						
3/3	Texas A&M						

Associated Press rankings in parentheses

76 Classic (Anaheim, Calif.)

\$ All-College Classic (Oklahoma City, Okla.)

% at U.S. Bank Arena

Record Summary	Overall	Home	Away	Neutral
All Games	12-6	9-1	0-4	3-1
Big 12 Games	2-4	2-1	0-3	0-0
Non-Conference Games	10-2	7-0	0-1	3-1

POINTS-REBOUNDS-ASSISTS

Date	Opponent	1 GROOMS	2 PLEDGER	3 FRANKLIN	4 FTZGERLD	5 WASHGTON	11 NEWELL	13 FRASCH.	14 BLAIR	15 NEAL	21 CLARK	24 OSBY	31 HONORÉ	32 ARENT
11/11	Idaho State	<u>11-6-8</u>	DNP	0-0-0	<u>7-1-0</u>	DNP	19-2-0	DNP	<u>12-6-5</u>	4-7-1	<u>2-3-0</u>	<u>17-10-4</u>	2-0-0	4-1-0
11/18	Coppin State	<u>4-4-1</u>	<u>20-2-3</u>	0-0-0	<u>10-8-0</u>	6-8-3	14-2-1	0-0-0	6-0-4	9-3-1	<u>4-4-4</u>	<u>11-10-0</u>	2-3-0	6-9-1
11/24	vs. Washington State #	<u>9-1-10</u>	<u>14-2-0</u>	0-0-1	<u>9-7-0</u>	0-2-0	18-1-3	DNP	0-0-0	2-3-0	<u>11-2-1</u>	<u>9-6-0</u>	0-0-0	2-3-0
11/25	vs. Santa Clara #	<u>12-5-6</u>	<u>26-7-0</u>	DNP	<u>12-13-0</u>	0-4-0	8-2-0	DNP	2-0-2	3-2-0	<u>11-2-1</u>	<u>9-10-1</u>	0-0-0	2-2-0
11/27	vs. Saint Louis #	<u>0-2-1</u>	<u>11-3-2</u>	DNP	<u>4-2-0</u>	2-2-0	6-1-0	DNP	3-1-1	7-1-0	<u>14-6-1</u>	<u>14-6-0</u>	0-0-0	2-1-0
12/2	Sacramento State	<u>9-4-4</u>	<u>15-1-5</u>	2-0-1	<u>13-4-1</u>	2-1-1	**	DNP	5-5-3	8-3-1	<u>18-3-3</u>	<u>8-4-3</u>	2-1-0	0-3-0
12/8	Oral Roberts	<u>2-4-5</u>	<u>17-3-3</u>	0-0-0	<u>16-3-0</u>	8-6-1	**	0-0-0	2-0-3	5-3-1	<u>16-8-2</u>	<u>7-7-0</u>	0-0-0	0-2-0
12/10	Arkansas	<u>6-3-3</u>	<u>22-3-2</u>	0-1-0	<u>17-8-0</u>	0-2-0	**	0-0-0	3-2-2	18-5-4	<u>0-1-3</u>	<u>10-7-2</u>	2-3-0	0-0-0
12/17	vs. Houston \$	<u>10-2-8</u>	<u>31-10-0</u>	DNP	<u>10-6-2</u>	0-0-0	**	DNP	0-2-2	9-6-1	<u>14-2-0</u>	<u>5-10-0</u>	0-0-0	DNP
12/21	South Carolina State	<u>7-3-6</u>	<u>22-5-1</u>	0-1-1	<u>17-2-0</u>	5-12-0	**	2-1-0	3-2-5	3-2-1	<u>8-2-1</u>	<u>10-18-1</u>	2-2-0	4-9-0
12/29	at Cincinnati %	<u>6-5-9</u>	<u>11-6-1</u>	DNP	<u>18-9-1</u>	0-2-0	**	DNP	0-1-1	8-5-0	<u>0-2-3</u>	<u>12-12-0</u>	0-1-0	DNP
12/31	Northwestern State	<u>11-3-4</u>	<u>18-2-5</u>	0-0-0	<u>14-1-0</u>	8-5-0	**	0-0-0	2-2-6	2-1-0	<u>4-9-0</u>	<u>18-5-0</u>	4-4-2	2-1-0
1/3	at Missouri (7)	<u>4-1-7</u>	<u>11-4-0</u>	0-1-0	<u>18-6-0</u>	0-2-0	**	0-0-0	2-0-0	0-0-1	<u>8-1-3</u>	<u>6-3-1</u>	0-0-0	0-2-0
1/7	Kansas (14)	<u>4-2-5</u>	<u>14-4-0</u>	0-0-0	<u>11-7-1</u>	2-2-0	**	0-0-0	11-0-3	1-0-0	<u>9-5-1</u>	<u>9-9-0</u>	0-2-0	0-0-0
1/9	at Oklahoma State	<u>2-2-0</u>	<u>9-3-1</u>	DNP	<u>12-9-0</u>	0-0-0	**	DNP	20-10-2	0-7-0	<u>4-7-3</u>	<u>18-10-1</u>	0-0-0	0-1-0
1/14	Kansas State (18)	<u>4-3-9</u>	<u>18-6-2</u>	DNP	<u>21-3-0</u>	2-0-0	**	DNP	<u>5-3-5</u>	4-0-1	10-3-0	<u>18-6-0</u>	DNP	0-0-0
1/17	Texas Tech	<u>7-4-4</u>	<u>17-3-0</u>	DNP	<u>13-4-1</u>	0-4-0	**	DNP	<u>0-2-4</u>	2-0-0	10-3-0	<u>15-8-0</u>	0-0-0	0-1-0
1/21	at Texas A&M	<u>9-3-7</u>	<u>16-4-3</u>	DNP	<u>17-7-0</u>	4-4-0	**	DNP	<u>0-3-3</u>	0-1-0	7-3-2	<u>18-5-2</u>	DNP	4-4-0
1/24	Baylor													
1/28	at Kansas State													
2/1	at Kansas													
2/4	Iowa State													
2/6	Missouri													
2/11	at Texas Tech													
2/14	Texas													
2/18	at Iowa State													
2/22	Oklahoma State													
2/25	at Baylor													
2/29	at Texas													
3/3	Texas A&M													

Associated Press rankings in parentheses

76 Classic (Anaheim, Calif.)

\$ All-College Classic (Oklahoma City, Okla.)

% at U.S. Bank Arena

** Left team

MISCELLANEOUS STATS

Dunks

Romero Osby.....	27
Cameron Clark.....	9
Andrew Fitzgerald.....	3
Tyler Neal.....	2
Steven Pledger.....	2
Casey Arent.....	1
Calvin Newell.....	1
C.J. Washington.....	1

Charges Taken

Andrew Fitzgerald.....	7
Romero Osby.....	5
Steven Pledger.....	3
Casey Arent.....	2
Tyler Neal.....	2
Carl Blair.....	1
Cameron Clark.....	1
T.J. Franklin.....	1
Sam Grooms.....	1
C.J. Washington.....	1

GAME-BY-GAME TEAM STATS

	FG-A	Pct.	3FG-A	Pct.	FT-A	Pct.	O/D/T	PF	A	TO	B	S	1	2	TP
Idaho State at Oklahoma	28-60 23-63	.467 .365	7-24 8-23	.292 .348	11-17 24-33	.647 .727	12/25/37 18/23/41	30 20	22 18	20 15	0 6	7 8	34 31	40 47	74 78
Coppin State at Oklahoma	20-55 36-79	.364 .456	9-33 10-24	.273 .417	16-27 10-13	.593 .769	10/17/27 28/33/61	14 21	13 18	15 15	2 5	8 5	23 42	42 50	65 92
Oklahoma # vs. Washington State #	27-60 22-52	.450 .423	9-20 7-17	.450 .412	11-18 8-11	.611 .727	13/19/32 13/22/35	14 18	14 12	11 22	3 3	7 5	38 40	36 19	74 59
Santa Clara # vs. Oklahoma #	24-68 28-60	.353 .467	14-33 5-16	.424 .313	11-13 24-32	.846 .750	12/21/33 15/34/49	24 18	17 10	9 11	2 4	4 1	19 42	54 43	73 85
Saint Louis # vs. Oklahoma #	29-48 25-60	.604 .417	9-17 3-10	.529 .300	16-20 10-15	.800 .667	5/24/29 15/16/31	17 22	19 5	11 12	1 1	1 5	39 30	44 33	83 63
Sacramento State at Oklahoma	19-43 31-54	.442 .574	6-11 11-20	.545 .550	9-14 9-12	.643 .750	7/16/23 9/20/29	14 11	13 22	22 12	1 6	7 16	25 45	28 37	53 82
Oral Roberts at Oklahoma	22-60 27-54	.367 .500	1-15 3-7	.067 .429	14-19 16-20	.737 .800	16/15/31 14/24/38	18 19	11 15	12 15	3 3	9 7	24 34	35 39	59 73
Arkansas at Oklahoma	20-58 26-50	.345 .520	7-27 8-16	.259 .500	16-20 18-23	.800 .783	12/14/26 11/27/38	20 16	11 16	13 17	5 4	7 6	15 37	38 41	63 78
Houston \$ vs. Oklahoma \$	30-68 27-64	.441 .422	9-25 6-10	.360 .600	5-7 19-24	.714 .792	18/19/37 19/21/40	21 12	14 13	13 9	2 2	2 7	37 40	37 39	74 79
South Carolina State at Oklahoma	20-59 32-81	.339 .395	2-16 6-21	.125 .286	6-17 13-20	.353 .650	8/28/36 26/37/63	18 16	10 16	15 8	5 5	6 8	39 24	44 24	83 48
Oklahoma % at Cincinnati %	23-60 17-61	.383 .279	5-16 7-30	.313 .233	4-9 15-20	.444 .750	14/32/46 13/24/37	17 15	15 11	17 8	2 3	4 8	24 19	31 37	55 56
Northwestern State at Oklahoma	22-60 31-55	.367 .564	6-24 3-5	.250 .600	13-19 18-22	.684 .818	13/17/30 11/27/38	19 18	11 17	18 18	3 7	7 5	29 40	34 43	63 83
Oklahoma at Missouri (7)	18-54 32-54	.333 .593	3-11 12-21	.273 .571	10-10 11-14	1.000 .786	7/16/23 9/29/38	15 13	12 17	8 9	2 5	3 4	25 43	24 44	49 87
Kansas (14) at Oklahoma	29-58 19-50	.500 .380	4-19 3-9	.211 .333	10-14 20-28	.714 .714	13/21/34 15/19/34	23 13	17 10	13 17	4 3	14 7	33 34	39 27	72 61
Oklahoma at Oklahoma State	24-74 22-57	.324 .386	4-17 5-20	.235 .250	13-20 23-30	.650 .767	22/28/50 12/32/44	23 18	7 13	10 13	1 2	9 2	22 35	43 37	65 72
Kansas State (18) at Oklahoma	25-64 28-51	.391 .549	10-30 4-9	.333 .444	13-18 22-26	.722 .846	24/20/44 6/18/24	20 16	16 17	19 13	3 2	6 12	29 38	44 44	73 82
Texas Tech at Oklahoma	15-46 21-54	.326 .389	7-14 1-11	.500 .091	18-25 21-26	.720 .808	9/28/37 8/26/34	25 21	11 9	21 12	4 8	4 9	22 29	33 35	55 64
Oklahoma at Texas A&M	32-65 31-59	.492 .525	4-14 7-19	.286 .368	7-11 12-22	.636 .545	14/21/35 14/22/36	23 14	17 15	9 10	3 1	5 3	34 34	31 31	75* 81*

Baylor
at Oklahoma

Oklahoma
at Kansas State

Oklahoma
at Kansas

Iowa State
at Oklahoma

Missouri
at Oklahoma

Oklahoma
at Texas Tech

Texas
at Oklahoma

Oklahoma
at Iowa State

Oklahoma State
at Oklahoma

Oklahoma
at Baylor

Oklahoma
at Texas

Texas A&M
at Oklahoma

Associated Press rankings in parentheses

76 Classic (Anaheim, Calif.)

\$ All-College Classic (Oklahoma City, Okla.)

% at U.S. Bank Arena

* overtime game

INDIVIDUAL HIGHS

OKLAHOMA HIGHS

Points	31, Steven Pledger vs. Houston (12/17)
Field Goals	10, Steven Pledger vs. Houston (12/17) 10, Steven Pledger vs. Santa Clara (11/25)
Field Goal Attempts	17, Romero Osby vs. Oklahoma State (1/9) 17, Andrew Fitzgerald vs. Oral Roberts (12/8)
Field Goal Pct. (min. 7 made)	.900 (9-for-10), Andrew Fitzgerald vs. Kansas State (1/14)
3-Point Field Goals	4, Steven Pledger vs. Houston (12/17) 4, Tyler Neal vs. Arkansas (12/10) 4, Steven Pledger vs. Santa Clara (11/25) 4, Calvin Newell vs. Washington State (11/24) 4, Calvin Newell vs. Idaho State (11/11)
3-Point Field Goal Attempts	11, Calvin Newell vs. Idaho State (11/11)
3-Point Field Goal Pct. (min. 4 made)	.800 (4-for-5), Steven Pledger vs. Houston (12/17)
Free Throws	8, Sam Grooms vs. Santa Clara (11/25)
Free Throw Attempts	12, Sam Grooms vs. Santa Clara (11/25)
Free Throw Pct.	1.000 (7-for-7), Steven Pledger vs. Houston (12/17)
Rebounds	18, Romero Osby vs. South Carolina State (12/21)
Assists	10, Sam Grooms vs. Washington State (11/24)
Turnovers	6, Steven Pledger vs. Cincinnati (12/29)
Blocked Shots	5, Romero Osby vs. Texas Tech (1/17)
Steals	5, Carl Blair vs. Oklahoma State (1/9)

OPPONENT HIGHS

Points	28, Travis Releford, Kansas (1/7)
Field Goals	9, Travis Releford, Kansas (1/7) 9, BJ Young, Arkansas (12/10) 9, Brian Conklin, Saint Louis (11/27)
Field Goal Attempts	19, Kevin Foster, Santa Clara (11/25)
Field Goal Pct. (min. 7 made)	.818 (9-for-11), Brian Conklin, Saint Louis (11/27)
3-Point Field Goals	7, Evan Rocquemoire, Santa Clara (11/25)
3-Point Field Goal Attempts	12, Will Spradling, Kansas State (1/14)
3-Point Field Goal Pct. (min. 4 made)	.800 (4-for-5), Cody Ellis, Saint Louis (11/27)
Free Throws	9, Brian Williams, Oklahoma State (1/9)
Free Throw Attempts	11, Brian Williams, Oklahoma State (1/9)
Free Throw Pct.	1.000 (7-for-7), Brian Conklin, Saint Louis (11/27)
Rebounds	11, Jamar Samuels, Kansas State (1/14)
Assists	10, Evan Rocquemoire, Santa Clara (11/25)
Turnovers	7, Dylan Garrity, Sacramento State (12/2)
Blocked Shots	4, Omar Sanders, South Carolina State (12/21) 4, Hunter Mickelson, Arkansas (12/10)
Steals	3, seven players

OKLAHOMA'S TOP INDIVIDUAL PERFORMANCES

POINTS

31.....	Steven Pledger vs. Houston (12/17)
26.....	Steven Pledger vs. Santa Clara (11/25)
22.....	Steven Pledger vs. South Carolina State (12/21)
22.....	Steven Pledger vs. Arkansas (12/10)
20.....	Carl Blair vs. Oklahoma State (1/9)
21.....	Andrew Fitzgerald vs. Kansas State (1/14)
20.....	Steven Pledger vs. Coppin State (11/18)
19.....	Calvin Newell vs. Idaho State (11/11)

REBOUNDS

18.....	Romero Osby vs. South Carolina State (12/21)
13.....	Andrew Fitzgerald vs. Santa Clara (11/25)
12.....	Romero Osby vs. Cincinnati (12/29)
12.....	C.J. Washington vs. South Carolina State (12/21)
10.....	Carl Blair vs. Oklahoma State (1/9)
10.....	Romero Osby vs. Oklahoma State (1/9)
10.....	Romero Osby vs. Houston (12/17)
10.....	Steven Pledger vs. Houston (12/17)
10.....	Romero Osby vs. Santa Clara (11/25)
10.....	Romero Osby vs. Coppin State (11/18)
10.....	Romero Osby vs. Idaho State (11/11)

ASSISTS

10.....	Sam Grooms vs. Washington State (11/24)
9.....	Sam Grooms vs. Kansas State (1/14)
9.....	Sam Grooms vs. Cincinnati (12/29)
8.....	Sam Grooms vs. Houston (12/17)
8.....	Sam Grooms vs. Idaho State (11/11)
7.....	Sam Grooms vs. Texas A&M (1/21)
7.....	Sam Grooms vs. Missouri (1/3)

BLOCKED SHOTS

5.....	Romero Osby vs. Texas Tech (1/17)
3.....	C.J. Washington vs. Northwestern State (12/31)
3.....	Cameron Clark vs. Sacramento State (12/2)

STEALS

5.....	Carl Blair vs. Oklahoma State (1/9)
3.....	seven times

3-POINT FIELD GOALS

4.....	Steven Pledger vs. Texas A&M (1/21)
4.....	Steven Pledger vs. South Carolina State (12/21)
4.....	Steven Pledger vs. Houston (12/17)
4.....	Tyler Neal vs. Arkansas (12/10)
4.....	Steven Pledger vs. Santa Clara (11/25)
4.....	Calvin Newell vs. Washington State (11/24)
4.....	Calvin Newell vs. Idaho State (11/11)

SATURDAY vs. TEXAS A&M

Official Basketball Box Score -- Game Totals -- Final Statistics

Oklahoma vs Texas A&M

01/21/12 3 p.m. CT at College Station, Texas (Reed Arena)

Oklahoma 75 • 12-6, 2-4

##	Player	*	Total	3-Ptr	FT-FTA	Rebounds			PF	TP	A	TO	Blk	Stl	Min
			FG-FGA	FG-FGA		Off	Def	Tot							
01	Grooms, Sam	*	4-10	0-0	1-2	1	2	3	2	9	7	1	0	0	44
02	Pledger, Steven	*	5-15	4-10	2-2	0	4	4	3	16	3	0	0	2	37
04	Fitzgerald, Andrew	*	8-14	0-0	1-1	4	3	7	2	17	0	1	1	1	37
14	Blair, Carl	*	0-2	0-2	0-0	1	2	3	3	0	3	2	0	1	10
24	Osby, Romero	*	8-10	0-0	2-4	3	2	5	4	18	2	2	1	0	35
05	Washington, C.J.		2-2	0-0	0-0	2	2	4	3	4	0	0	1	1	11
15	Neal, Tyler		0-2	0-2	0-0	0	1	1	0	0	0	1	0	0	8
21	Clark, Cameron		3-8	0-0	1-2	0	3	3	4	7	2	2	0	0	35
32	Arent, Casey		2-2	0-0	0-0	2	2	4	2	4	0	0	0	0	8
Team						1	0	1							
Totals			32-65	4-14	7-11	14	21	35	23	75	17	9	3	5	225

FG % 1st Half: 16-31 51.6% 2nd half: 13-27 48.1% OT: 3-7 42.9% Game: 32-65 49.2% Deadball
 3FG % 1st Half: 0-3 0.0% 2nd half: 3-8 37.5% OT: 1-3 33.3% Game: 4-14 28.6% Rebounds
 FT % 1st Half: 2-3 66.7% 2nd half: 2-4 50.0% OT: 3-4 75.0% Game: 7-11 63.6% 1

Texas A&M 81 • 11-7, 2-4

##	Player	*	Total	3-Ptr	FT-FTA	Rebounds			PF	TP	A	TO	Blk	Stl	Min
			FG-FGA	FG-FGA		Off	Def	Tot							
04	Davis, Keith	*	2-2	0-0	0-0	2	7	9	1	4	0	0	0	0	26
05	Harris, Dash	*	5-9	1-2	3-5	2	2	4	2	14	6	1	0	2	43
10	Loubeau, David	*	7-11	0-0	2-3	4	1	5	3	16	1	2	1	0	33
22	Middleton, Khris	*	2-4	0-1	0-1	0	3	3	0	4	0	1	0	0	12
31	Turner, Elston	*	7-18	3-9	6-6	0	4	4	2	23	4	2	0	0	42
02	Hibbert, Naji		3-6	2-4	1-2	0	3	3	1	9	3	1	0	0	28
13	Green, Jordan		0-1	0-1	0-0	0	1	1	1	0	0	2	0	1	9
20	Alexander, Daniel		1-2	1-2	0-0	0	0	0	0	3	0	0	0	0	4
35	Turner, Ray		4-6	0-0	0-5	5	0	5	4	8	1	1	0	0	28
Team						1	1	2							
Totals			31-59	7-19	12-22	14	22	36	14	81	15	10	1	3	225

FG % 1st Half: 15-29 51.7% 2nd half: 13-27 48.1% OT: 3-3 100.0% Game: 31-59 52.5% Deadball
 3FG % 1st Half: 3-11 27.3% 2nd half: 3-7 42.9% OT: 1-1 100.0% Game: 7-19 36.8% Rebounds
 FT % 1st Half: 1-7 14.3% 2nd half: 2-3 66.7% OT: 9-12 75.0% Game: 12-22 54.5% 3

Officials: Mark Whitehead, Jon Stigliano, Warren Evans

Technical fouls: Oklahoma-None. Texas A&M-None.

Attendance: 8468

Score by periods	1st	2nd	OT	Total
Oklahoma	34	31	10	75
Texas A&M	34	31	16	81

Points	In	Off	2nd	Fast	
OU	Paint	T/O	Chance	Break	Bench
TAM	32	14	18	13	15
	36	10	14	7	20

Last FG - OU OT-00:03, TAM OT-02:10.

Largest lead - OU by 8 1st-05:20, TAM by 9 OT-00:25.

Score tied - 7 times.

Lead changed - 8 times.

LAST YEAR vs. BAYLOR

OKLAHOMA'S THREE-GAME STATS

##	Player	gp-gs	min	avg	Total		3-Point		F-Throw		Rebounds				pf	dq	a	to	blk	stl	pts	avg
					fg-fga	fg%	3fg-fga	3fg%	ft-fa	ft%	off	def	tot	avg								
21	Clark, Cameron	3-3	116	38.7	21-40	.525	6-16	.375	3-4	.750	5	13	18	6.0	0	0	6	4	0	6	51	17.0
34	Davis, Cade	2-2	62	31.0	9-20	.450	5-12	.417	6-7	.857	3	8	11	5.5	7	0	2	2	1	1	29	14.5
14	Blair, Carl	3-3	111	37.0	13-24	.542	3-12	.250	14-16	.875	0	12	12	4.0	4	0	24	8	0	7	43	14.3
02	Pledger, Steven	3-3	100	33.3	13-29	.448	9-22	.409	2-3	.667	1	3	4	1.3	6	0	10	7	0	3	37	12.3
04	Fitzgerald, Andrew	3-3	83	27.7	9-22	.409	0-0	.000	6-9	.667	8	5	13	4.3	14	2	2	7	1	2	24	8.0
05	Washington, C.J.	3-0	39	13.0	3-4	.750	0-0	.000	6-6	1.000	5	5	10	3.3	5	0	0	2	3	1	12	4.0
55	Thompson, Nick	2-0	33	16.5	3-7	.429	0-2	.000	1-3	.333	3	3	6	3.0	2	0	1	4	0	2	7	3.5
15	Neal, Tyler	3-1	30	10.0	1-3	.333	1-2	.500	5-6	.833	1	4	5	1.7	6	0	1	1	0	0	8	2.7
11	Newell, Calvin	3-0	9	3.0	1-1	1.000	0-0	.000	3-3	1.000	0	1	1	0.3	0	0	0	2	0	0	5	1.7
31	Honore, Barry	2-0	15	7.5	0-1	.000	0-0	.000	2-2	1.000	0	1	1	0.5	3	0	0	1	0	0	2	1.0
03	Franklin, T.J.	1-0	2	2.0	0-0	.000	0-0	.000	0-0	.000	0	0	0	0.0	0	0	0	1	0	0	0	0.0
Team											3	2	5									
Total.....		3	600		73-151	.483	24-66	.364	48-59	.814	29	57	86	28.7	47	2	46	39	5	22	218	72.7
Opponents.....		3	600		78-158	.494	15-48	.313	36-51	.706	32	55	87	29.0	54	3	41	42	8	19	207	69.0

Date	Opponent		Score	Att.
* 01/11/11	at Baylor	L	61-74	7572
* 02/02/11	BAYLOR	W	73-66	6000
3/9/11	vs Baylor	W	84-67	18910

BAYLOR'S THREE-GAME STATS

##	Player	gp-gs	min	avg	Total		3-Point		F-Throw		Rebounds				pf	dq	a	to	blk	stl	pts	avg
					fg-fga	fg%	3fg-fga	3fg%	ft-fa	ft%	off	def	tot	avg								
05	Jones III, Perry	2-2	74	37.0	18-27	.667	0-0	.000	8-11	.727	8	6	14	7.0	2	0	1	4	2	0	44	22.0
04	Acy, Quincy	3-2	101	33.7	15-25	.600	0-0	.000	17-24	.708	11	18	29	9.7	6	0	6	9	5	2	47	15.7
24	Dunn, LaceDarius	3-3	110	36.7	14-33	.424	8-19	.421	6-7	.857	2	5	7	2.3	7	0	6	12	0	7	42	14.0
41	Jones, Anthony	3-3	97	32.3	16-25	.640	4-8	.500	2-3	.667	5	10	15	5.0	5	0	2	5	1	1	38	12.7
22	Walton, A.J.	3-3	98	32.7	6-22	.273	3-15	.200	3-4	.750	2	7	9	3.0	12	2	15	7	0	8	18	6.0
14	Sekelja, Dragan	1-0	5	5.0	2-2	1.000	0-0	.000	0-0	.000	0	0	0	0.0	1	0	0	0	0	0	4	4.0
03	Ellis, Fred	3-0	53	17.7	5-13	.385	0-3	.000	0-0	.000	1	2	3	1.0	7	0	5	4	0	0	10	3.3
11	Morgan, J'mison	3-2	26	8.7	1-2	.500	0-0	.000	0-2	.000	1	2	3	1.0	6	0	0	0	0	0	2	0.7
20	Love, Stargell	3-0	36	12.0	1-9	.111	0-3	.000	0-0	.000	0	4	4	1.3	8	1	6	1	0	1	2	0.7
Team											2	1	3									
Total.....		3	600		78-158	.494	15-48	.313	36-51	.706	32	55	87	29.0	54	3	41	42	8	19	207	69.0
Opponents.....		3	600		73-151	.483	24-66	.364	48-59	.814	29	57	86	28.7	47	2	46	39	5	22	218	72.7



1 SAM GROOMS

6-1, 203, JUNIOR, GUARD
GREENSBORO, N.C.
(CHIPOLA JUNIOR COLLEGE [FLA.])

PTS	REB	AST	MIN
6.5	3.2	5.4	30.3

GROOMS GAME BY GAME IN 2011-12

Date	Opponent	MIN	FG	3FG	FT	O-D-T	PF	A	TO	B	S	TP
N11	Idaho State	*37	2-10	0-2	7-8	3-3-6	3	8	2	0	2	11
N18	Coppin State	*23	1-6	0-3	2-4	2-2-4	2	1	3	0	0	4
N24	vs. Washington State	*33	3-6	1-1	2-4	1-0-1	2	10	1	0	1	9
N25	vs. Santa Clara	*27	2-6	0-3	8-12	0-5-5	1	6	1	0	0	12
N27	vs. Saint Louis	*24	0-1	0-0	0-0	0-2-2	4	1	2	0	0	0
D2	Sacramento State	*28	3-5	2-2	1-2	0-4-4	0	4	1	0	3	9
D8	Oral Roberts	*29	0-3	0-1	2-2	0-4-4	2	5	4	0	2	2
D10	Arkansas	*34	2-5	1-2	1-2	0-3-3	0	3	3	0	1	6
D17	vs. Houston	*38	3-8	1-1	3-4	0-2-2	0	8	0	0	0	10
D21	South Carolina State	*18	2-6	1-5	2-2	0-3-3	3	6	1	0	1	7
D29	at Cincinnati	*32	3-10	0-2	0-1	1-4-5	2	9	5	0	1	6
D31	Northwestern State	*23	5-7	0-0	1-1	0-3-3	1	4	3	0	1	11
J3	at Missouri (7)	*29	2-6	0-2	0-0	0-1-1	3	7	2	0	1	4
J7	Kansas (14)	*32	2-4	0-0	0-2	1-1-2	1	5	1	0	1	4
J9	at Oklahoma State	*24	1-7	0-2	0-0	1-1-2	1	0	3	0	0	2
J14	Kansas State (18)	*36	1-4	0-0	2-2	1-2-3	3	9	3	1	2	4
J17	Texas Tech	*35	2-8	0-1	3-4	0-4-4	4	4	1	1	1	7
J21	at Texas A&M	*44	4-10	0-0	1-2	1-2-3	2	7	1	0	0	9
J24	Baylor											
J28	at Kansas State											
F1	at Kansas											
F4	Iowa State											
F6	Missouri											
F11	at Texas Tech											
F14	Texas											
F18	at Iowa State											
F22	Oklahoma State											
F25	at Baylor											
F29	at Texas											
M3	Texas A&M											

* Starter

GROOMS' CAREER HIGHS

Points	12 vs. Santa Clara (11/25/11)
Field Goals	5 vs. Northwestern State (1/31)
Field Goal Attempts	10 (twice)
3-Point Field Goals	2 vs. Sacramento State (12/2/11)
3-Point Field Goal Attempts	3 (twice)
Free Throws Made	8 vs. Santa Clara (11/25/11)
Free Throw Attempts	12 vs. Santa Clara (11/25/11)
Rebounds	6 vs. Idaho State (11/11/11)
Assists	10 vs. Washington State (11/24/11)
Blocked Shots	1 (twice)
Steals	3 vs. Sacramento State (12/2/11)
Minutes Played	44 vs. Texas A&M (1/21/11)



2 STEVEN PLEDGER

6-4, 222, JUNIOR, GUARD
CHESAPEAKE, VA.
(ATLANTIC SHORES CHRISTIAN SCHOOL)

PTS	REB	3FG%	MIN
17.2	4.0	.436	32.1

PLEDGER GAME BY GAME IN 2011-12

Date	Opponent	MIN	FG	3FG	FT	O-D-T	PF	A	TO	B	S	TP
N11	Idaho State											DNP
N18	Coppin State	*20	8-14	3-8	1-1	1-1-2	3	3	0	0	0	20
N24	vs. Washington State	*25	4-8	3-6	3-3	1-1-2	3	0	1	0	3	14
N25	vs. Santa Clara	*31	10-15	4-8	2-4	3-4-7	1	0	1	0	0	26
N27	vs. Saint Louis	*35	4-13	1-4	2-3	0-3-3	4	2	2	0	1	11
D2	Sacramento State	*21	4-5	3-3	4-4	1-0-1	3	5	0	0	3	15
D8	Oral Roberts	*31	6-11	0-2	5-5	1-2-3	1	3	2	0	2	17
D10	Arkansas	*36	9-12	3-5	1-3	2-1-3	2	2	5	0	2	22
D17	vs. Houston	*37	10-13	4-5	7-7	4-6-10	1	0	1	0	2	31
D21	South Carolina State	*30	6-15	4-10	6-6	2-3-5	1	1	0	1	0	22
D29	at Cincinnati	*38	4-12	3-8	0-0	3-3-6	3	1	6	0	0	11
D31	Northwestern State	*33	6-11	3-5	3-4	1-1-2	0	5	2	1	0	18
J3	at Missouri (7)	*34	3-10	3-6	2-2	2-2-4	2	0	1	1	1	11
J7	Kansas (14)	*34	4-12	2-7	4-4	1-3-4	4	0	3	0	2	14
J9	at Oklahoma State	*37	3-13	1-5	2-2	0-3-3	5	1	0	0	0	9
J14	Kansas State (18)	*35	5-13	2-3	6-6	1-5-6	0	2	1	0	0	18
J17	Texas Tech	*32	6-13	1-6	4-4	1-2-3	2	0	3	1	1	17
J21	at Texas A&M	*37	5-15	4-10	2-2	0-4-4	3	3	0	0	2	16
J24	Baylor											
J28	at Kansas State											
F1	at Kansas											
F4	Iowa State											
F6	Missouri											
F11	at Texas Tech											
F14	Texas											
F18	at Iowa State											
F22	Oklahoma State											
F25	at Baylor											
F29	at Texas											
M3	Texas A&M											

* Starter

PLEDGER'S CAREER HIGHS

Points	38 vs. Iowa State (1/29/11)
Field Goals	12 vs. Iowa State (1/29/11)
Field Goal Attempts	20 vs. Iowa State (1/29/11)
3-Point Field Goals	7 vs. Iowa State (1/29/11)
3-Point Field Goal Attempts	14 vs. Houston (11/26/09)
Free Throws Made	7 vs. Iowa State (1/29/11)
Free Throw Attempts	8 (twice)
Rebounds	10 vs. Houston (12/17/11)
Assists	6 (twice)
Blocked Shots	2 (twice)
Steals	3 (six times)
Minutes Played	44 vs. Iowa State (1/29/11)



3 T.J. FRANKLIN

5-11, 175, SENIOR, GUARD
FORT WORTH, TEXAS
(NORTH CROWLEY HS)

PTS	REB	AST	MIN
0.2	0.4	0.2	2.9

FRANKLIN GAME BY GAME IN 2011-12

Date	Opponent	MIN	FG	3FG	FT	O-D-T	PF	A	TO	B	S	TP
N11	Idaho State	+0	0-0	0-0	0-0	0-0-0	0	0	0	0	0	0
N18	Coppin State	7	0-0	0-0	0-0	0-0-0	2	0	1	0	1	0
N24	vs. Washington State	1	0-1	0-0	0-0	0-1-1	0	0	0	0	0	0
N25	vs. Santa Clara					DNP						
N27	vs. Saint Louis					DNP						
D2	Sacramento State	9	1-3	0-2	0-0	0-0-0	0	1	1	0	1	2
D8	Oral Roberts	0+	0-0	0-0	0-0	0-0-0	0	0	0	0	0	0
D10	Arkansas	1	0-0	0-0	0-0	0-1-1	0	0	0	0	0	0
D17	vs. Houston					DNP						
D21	South Carolina State	6	0-2	0-0	0-0	1-0-1	1	1	1	0	0	0
D29	at Cincinnati					DNP						
D31	Northwestern State	1	0-1	0-0	0-0	0-0-0	0	0	1	0	0	0
J3	at Missouri (7)	2	0-1	0-0	0-0	0-1-0	0	0	0	0	0	0
J7	Kansas (14)	2	0-0	0-0	0-0	0-0-0	0	0	0	0	0	0
J9	at Oklahoma State					DNP						
J14	Kansas State (18)					DNP						
J17	Texas Tech					DNP						
J21	at Texas A&M					DNP						
J24	Baylor											
J28	at Kansas State											
F1	at Kansas											
F4	Iowa State											
F6	Missouri											
F11	at Texas Tech											
F14	Texas											
F18	at Iowa State											
F22	Oklahoma State											
F25	at Baylor											
F29	at Texas											
M3	Texas A&M											

* Starter

FRANKLIN'S CAREER HIGHS

Points	3 vs. Texas Southern (11/18/10)
Field Goals	1 (twice)
Field Goal Attempts	3 vs. Sacramento State (12/2/11)
3-Point Field Goals	None
3-Point Field Goal Attempts	2 vs. Sacramento State (12/2/11)
Free Throws Made	2 vs. Mount St. Mary's (11/14/09)
Free Throw Attempts	4 (twice)
Rebounds	2 (twice)
Assists	2 (three times)
Blocked Shots	None
Steals	1 (twice)
Minutes Played	9 vs. Sacramento State (12/2/11)



4 ANDREW FITZGERALD

6-8, 247, JUNIOR, FORWARD
BALTIMORE, MD.
(BREWSTER ACADEMY [N.H.])

PTS	REB	FG%	MIN
13.3	5.6	.498	26.8

FITZGERALD GAME BY GAME IN 2011-12

Date	Opponent	MIN	FG	3FG	FT	O-D-T	PF	A	TO	B	S	TP
N11	Idaho State	*23	2-7	0-0	3-3	0-1-1	3	0	0	2	0	7
N18	Coppin State	*19	4-11	0-0	2-2	5-3-8	2	0	1	0	1	10
N24	vs. Washington State	*30	4-9	0-0	1-4	2-5-7	2	0	2	1	0	9
N25	vs. Santa Clara	*30	4-7	0-0	4-4	5-8-13	3	0	0	2	0	12
N27	vs. Saint Louis	*17	2-6	0-0	0-0	0-2-2	4	0	1	0	1	4
D2	Sacramento State	*22	6-8	0-0	1-2	1-3-4	2	1	1	0	3	13
D8	Oral Roberts	*31	8-17	0-0	0-0	1-2-3	3	0	1	1	1	16
D10	Arkansas	*23	7-11	0-0	3-4	4-4-8	4	0	1	1	0	17
D17	vs. Houston	*35	4-16	0-0	2-4	5-1-6	2	2	1	0	1	10
D21	South Carolina State	*22	8-11	0-0	1-2	1-1-2	2	0	0	0	0	17
D29	at Cincinnati	*29	7-13	0-0	4-7	5-4-9	2	1	1	2	1	18
D31	Northwestern State	*17	5-9	0-0	4-4	1-0-1	4	0	2	0	0	14
J3	at Missouri (7)	*32	8-15	0-0	2-2	1-5-6	2	0	2	0	0	18
J7	Kansas (14)	*26	5-16	0-0	1-2	4-3-7	4	1	2	0	1	11
J9	at Oklahoma State	*25	4-10	0-0	4-6	5-4-9	4	0	0	0	0	12
J14	Kansas State (18)	*35	9-10	0-0	3-4	2-1-3	4	0	2	1	2	21
J17	Texas Tech	*29	5-11	0-0	3-4	1-3-4	5	1	2	0	0	13
J21	at Texas A&M	*37	8-14	0-0	1-1	4-3-7	2	0	1	1	1	17
J24	Baylor											
J28	at Kansas State											
F1	at Kansas											
F4	Iowa State											
F6	Missouri											
F11	at Texas Tech											
F14	Texas											
F18	at Iowa State											
F22	Oklahoma State											
F25	at Baylor											
F29	at Texas											
M3	Texas A&M											

* Starter

FITZGERALD'S CAREER HIGHS

Points	22 (three times)
Field Goals	9 vs. Kansas State (1/14/12)
Field Goal Attempts	17 (twice)
3-Point Field Goals	None
3-Point Field Goal Attempts	None
Free Throws Made	6 (five times)
Free Throw Attempts	8 vs. Texas A&M (3/6/10)
Rebounds	13 (twice)
Assists	3 vs. Baylor (2/27/10)
Blocked Shots	3 vs. Texas Tech (1/18/11)
Steals	5 vs. North Carolina Central (11/15/10)
Minutes Played	39 (twice)



5 C.J. WASHINGTON

6-7, 230, SENIOR, FORWARD
STRINGTOWN, OKLA.
(CONNORS STATE COLLEGE)

PTS	REB	AST	MIN
2.3	3.3	0.3	10.1


WASHINGTON GAME BY GAME IN 2011-12

Date	Opponent	MIN	FG	3FG	FT	O-D-T	PF	A	TO	B	S	TP
N11	Idaho State					DNP						
N18	Coppin State	18	3-4	0-0	0-0	3-5-8	2	3	1	0	0	6
N24	vs. Washington State	3	0-2	0-0	0-0	1-1-2	0	0	0	0	0	0
N25	vs. Santa Clara	8	0-1	0-0	0-0	0-4-4	0	0	0	1	0	0
N27	vs. Saint Louis	10	1-2	0-0	0-0	0-2-2	0	0	0	0	0	2
D2	Sacramento State	17	1-1	0-0	0-0	0-1-1	2	1	1	2	0	2
D8	Oral Roberts	17	3-4	0-0	2-2	3-3-6	2	1	0	0	0	8
D10	Arkansas	3	0-2	0-0	0-0	0-2-2	0	0	1	0	0	0
D17	vs. Houston	4	0-0	0-0	0-0	0-0-0	0	0	0	0	0	0
D21	South Carolina State	13	2-6	0-0	1-2	7-5-12	2	0	0	0	0	5
D29	at Cincinnati	6	0-0	0-0	0-0	0-2-2	0	0	0	0	0	0
D31	Northwestern State	14	4-5	0-0	0-0	2-3-5	0	0	0	3	3	8
J3	at Missouri (7)	8	0-1	0-0	0-0	0-2-2	2	0	0	0	0	0
J7	Kansas (14)	17	1-2	0-0	0-2	2-0-2	1	0	1	1	0	2
J9	at Oklahoma State	2	0-1	0-0	0-0	0-0-0	0	0	0	0	0	0
J14	Kansas State (18)	11	1-1	0-0	0-0	0-0-0	2	0	0	0	1	2
J17	Texas Tech	10	0-1	0-0	0-0	2-2-4	1	0	1	1	1	0
J21	at Texas A&M	11	2-2	0-0	0-0	2-2-4	3	0	0	1	1	4
J24	Baylor											
J28	at Kansas State											
F1	at Kansas											
F4	Iowa State											
F6	Missouri											
F11	at Texas Tech											
F14	Texas											
F18	at Iowa State											
F22	Oklahoma State											
F25	at Baylor											
F29	at Texas											
M3	Texas A&M											

* Starter

WASHINGTON'S CAREER HIGHS

Points	9 (twice)
Field Goals	4 (twice)
Field Goal Attempts	6 (three times)
3-Point Field Goals	None
3-Point Field Goal Attempts	None
Free Throws Made	4 (twice)
Free Throw Attempts	6 vs. Sacramento State (12/21/10)
Rebounds	12 vs. South Carolina State (12/21/11)
Assists	3 vs. Coppin State (11/18/11)
Blocked Shots	3 (twice)
Steals	3 vs. Northwestern State (12/31/11)
Minutes Played	25 vs. Texas Tech (3/2/11)



13 JAMES FRASCHILLA

5-10, 142, FRESHMAN, GUARD
DALLAS, TEXAS
(HIGHLAND PARK HS)

PTS	REB	AST	MIN
0.3	0.1	0.0	1.3

FRASCHILLA GAME BY GAME IN 2011-12

Date	Opponent	MIN	FG	3FG	FT	O-D-T	PF	A	TO	B	S	TP
N11	Idaho State					DNP						
N18	Coppin State	2	0-0	0-0	0-0	0-0-0	1	0	0	0	0	0
N24	vs. Washington State					DNP						
N25	vs. Santa Clara					DNP						
N27	vs. Saint Louis					DNP						
D2	Sacramento State					DNP						
D8	Oral Roberts	0+	0-0	0-0	0-0	0-0-0	0	0	0	0	0	0
D10	Arkansas	1	0-0	0-0	0-0	0-0-0	0	0	0	0	0	0
D17	vs. Houston					DNP						
D21	South Carolina State	2	1-2	0-0	0-0	1-0-1	1	0	0	0	0	2
D29	at Cincinnati					DNP						
D31	Northwestern State	1	0-0	0-0	0-0	0-0-0	0	0	0	0	0	0
J3	at Missouri (7)	2	0-0	0-0	0-0	0-0-0	0	0	0	0	0	0
J7	Kansas (14)	1	0-0	0-0	0-0	0-0-0	0	0	0	0	0	0
J9	at Oklahoma State					DNP						
J14	Kansas State (18)					DNP						
J17	Texas Tech					DNP						
J21	at Texas A&M					DNP						
J24	Baylor											
J28	at Kansas State											
F1	at Kansas											
F4	Iowa State											
F6	Missouri											
F11	at Texas Tech											
F14	Texas											
F18	at Iowa State											
F22	Oklahoma State											
F25	at Baylor											
F29	at Texas											
M3	Texas A&M											

* Starter

FRASCHILLA'S CAREER HIGHS

Points	2 vs. South Carolina State (12/21/11)
Field Goals	1 vs. South Carolina State (12/21/11)
Field Goal Attempts	2 vs. South Carolina State (12/21/11)
3-Point Field Goals	None
3-Point Field Goal Attempts	None
Free Throws Made	None
Free Throw Attempts	None
Rebounds	1 vs. South Carolina State (12/21/11)
Assists	None
Blocked Shots	None
Steals	None
Minutes Played	2 (three times)



14 CARL BLAIR

6-2, 205, JUNIOR, GUARD
HOUSTON, TEXAS
(UNIVERSITY OF NEW ORLEANS)

PTS	REB	AST	MIN
4.2	2.2	2.8	16.4

BLAIR GAME BY GAME IN 2011-12


Date	Opponent	MIN	FG	3FG	FT	O-D-T	PF	A	TO	B	S	TP
N11	Idaho State	*27	3-7	3-6	3-6	0-6-6	4	5	2	0	0	12
N18	Coppin State	12	2-3	2-3	0-0	0-0-0	3	4	4	0	1	6
N24	vs. Washington State	6	0-1	0-1	0-0	0-0-0	1	0	3	0	0	0
N25	vs. Santa Clara	13	0-1	0-0	2-2	0-0-0	2	2	3	0	1	2
N27	vs. Saint Louis	17	1-4	1-2	0-0	0-1-1	0	1	4	0	2	3
D2	Sacramento State	17	1-3	1-3	2-2	3-2-5	0	3	1	0	1	5
D8	Oral Roberts	13	1-1	0-0	0-1	0-0-0	1	3	2	0	0	2
D10	Arkansas	14	0-1	0-0	3-4	0-2-2	1	2	1	0	2	3
D17	vs. Houston	13	0-1	0-0	0-0	1-1-2	1	2	1	0	1	0
D21	South Carolina State	19	1-4	1-3	0-0	1-1-2	2	5	2	0	1	3
D29	at Cincinnati	13	0-0	0-0	0-0	0-1-1	2	1	2	0	2	0
D31	Northwestern State	17	0-1	0-0	2-3	0-2-2	3	6	3	1	1	2
J3	at Missouri (7)	11	0-1	0-1	2-2	0-0-0	2	1	2	0	0	0
J7	Kansas (14)	12	2-3	1-1	6-6	0-0-0	1	3	1	0	2	11
J9	at Oklahoma State	30	6-16	2-7	6-7	3-7-10	3	2	4	0	5	20
J14	Kansas State (18)	*30	1-8	1-4	2-4	0-3-3	2	5	0	0	3	5
J17	Texas Tech	*22	0-3	0-3	0-0	0-2-2	1	4	2	0	2	0
J21	at Texas A&M	*10	0-2	0-2	0-0	1-2-3	3	3	2	0	1	0
J24	Baylor											
J28	at Kansas State											
F1	at Kansas											
F4	Iowa State											
F6	Missouri											
F11	at Texas Tech											
F14	Texas											
F18	at Iowa State											
F22	Oklahoma State											
F25	at Baylor											
F29	at Texas											
M3	Texas A&M											

* Starter

BLAIR'S CAREER HIGHS

Points23 vs. Arkansas State (2/6/10*)
Field Goals6 (five times)
Field Goal Attempts16 vs. Oklahoma State (1/9/12)
3-Point Field Goals3 (twice)
3-Point Field Goal Attempts7 (four times)
Free Throws Made9 (four times)
Free Throw Attempts13 vs. Colorado (1/22/11)
Rebounds11 vs. Florida International (1/2/10)
Assists11 (twice)
Blocked Shots1 (four times)
Steals5 vs. Oklahoma State (1/9/12)
Minutes Played40 (twice*)

* At University of New Orleans



15 TYLER NEAL

6-7, 227, SOPHOMORE, FORWARD
OKLAHOMA CITY, OKLA.
(PUTNAM CITY WEST HS)

PTS	REB	3FG%	MIN
4.7	2.7	.356	15.4

NEAL GAME BY GAME IN 2011-12

Date	Opponent	MIN	FG	3FG	FT	O-D-T	PF	A	TO	B	S	TP
N11	Idaho State	15	2-3	0-0	0-0	4-3-7	1	1	2	0	1	4
N18	Coppin State	18	3-8	3-6	0-0	1-2-3	3	1	1	0	0	9
N24	vs. Washington State	13	0-1	0-1	2-2	0-3-3	2	0	0	1	0	2
N25	vs. Santa Clara	8	1-2	1-2	0-0	0-2-2	2	0	0	0	0	3
N27	vs. Saint Louis	16	1-2	1-2	4-4	1-0-1	1	0	0	0	1	7
D2	Sacramento State	19	3-7	2-5	0-0	0-3-3	1	1	2	0	0	8
D8	Oral Roberts	19	1-1	1-1	2-2	0-3-3	1	1	2	0	2	5
D10	Arkansas	28	5-9	4-8	4-4	0-5-5	3	4	1	0	0	18
D17	vs. Houston	23	2-4	1-3	4-5	2-4-6	3	1	1	0	2	9
D21	South Carolina State	17	1-7	0-3	1-2	0-2-2	1	1	1	0	2	3
D29	at Cincinnati	21	3-8	2-6	0-1	1-4-5	5	0	1	0	0	8
D31	Northwestern State	14	1-1	0-0	0-0	0-1-1	2	0	3	0	0	2
J3	at Missouri (7)	14	0-3	0-1	0-0	0-0-0	2	1	2	0	0	0
J7	Kansas (14)	9	0-1	0-1	1-2	0-0-0	0	0	1	1	1	1
J9	at Oklahoma State	21	0-3	0-2	0-0	5-2-7	3	0	1	0	2	0
J14	Kansas State (18)	6	1-1	1-1	1-2	0-0-0	1	1	2	0	0	4
J17	Texas Tech	8	1-2	0-1	0-0	0-0-0	0	0	1	0	0	2
J21	at Texas A&M	8	0-2	0-2	0-0	0-1-1	0	0	1	0	0	0
J24	Baylor											
J28	at Kansas State											
F1	at Kansas											
F4	Iowa State											
F6	Missouri											
F11	at Texas Tech											
F14	Texas											
F18	at Iowa State											
F22	Oklahoma State											
F25	at Baylor											
F29	at Texas											
M3	Texas A&M											

* Starter

NEAL'S CAREER HIGHS

Points18 vs. Arkansas (12/10/12)
Field Goals5 vs. Arkansas (12/10/12)
Field Goal Attempts9 vs. Arkansas (12/10/12)
3-Point Field Goals4 vs. Arkansas (12/10/12)
3-Point Field Goal Attempts8 vs. Arkansas (12/10/12)
Free Throws Made6 vs. Virginia (11/23/10)
Free Throw Attempts6 (three times)
Rebounds7 (three times)
Assists4 vs. Arkansas (12/10/12)
Blocked Shots1 (four times)
Steals2 (four times)
Minutes Played28 (twice)



21 CAMERON CLARK

6-6, 198, SOPHOMORE, GUARD
SHERMAN, TEXAS
(SHERMAN HS)

PTS	REB	AST	MIN
8.3	3.7	1.6	24.5

CLARK GAME BY GAME IN 2011-12

Date	Opponent	MIN	FG	3FG	FT	O-D-T	PF	A	TO	B	S	TP
N11	Idaho State	*22	1-10	0-3	0-2	1-2-3	2	0	1	0	2	2
N18	Coppin State	*20	2-8	0-0	0-0	1-3-4	1	4	1	2	1	4
N24	vs. Washington State	*29	5-9	0-1	1-3	1-1-2	2	1	2	0	1	11
N25	vs. Santa Clara	*26	3-10	0-0	5-6	2-0-2	3	1	2	0	0	11
N27	vs. Saint Louis	*28	7-13	0-0	0-2	3-3-6	3	1	2	1	0	14
D2	Sacramento State	*26	7-12	3-5	1-2	0-3-3	1	3	0	3	2	18
D8	Oral Roberts	*30	5-8	2-2	4-6	1-7-8	2	2	2	0	0	16
D10	Arkansas	*13	0-3	0-1	0-0	0-1-1	2	3	1	0	0	0
D17	vs. Houston	*26	6-11	0-1	2-2	0-2-2	3	0	4	0	0	14
D21	South Carolina State	*26	4-10	0-0	0-0	1-1-2	0	1	1	2	1	8
D29	at Cincinnati	*21	0-7	0-0	0-0	0-2-2	2	3	1	0	0	0
D31	Northwestern State	*30	1-5	0-0	2-2	1-8-9	3	0	3	0	0	4
J3	at Missouri (7)	*28	2-7	0-0	4-4	1-0-1	0	3	0	0	0	8
J7	Kansas (14)	*30	2-4	0-0	5-5	0-5-5	1	1	2	0	0	9
J9	at Oklahoma State	*14	2-7	0-0	0-0	1-6-7	4	3	0	0	1	4
J14	Kansas State (18)	14	4-6	0-0	2-2	0-3-3	0	0	2	0	2	10
J17	Texas Tech	23	3-9	0-0	4-6	0-3-3	0	0	1	0	2	10
J21	at Texas A&M	35	3-8	0-0	1-2	0-3-3	4	2	2	0	0	7
J24	Baylor											
J28	at Kansas State											
F1	at Kansas											
F4	Iowa State											
F6	Missouri											
F11	at Texas Tech											
F14	Texas											
F18	at Iowa State											
F22	Oklahoma State											
F25	at Baylor											
F29	at Texas											
M3	Texas A&M											

* Starter

CLARK'S CAREER HIGHS

Points	26 vs. Central Arkansas (12/30/10)
Field Goals	11 vs. Baylor (2/2/11)
Field Goal Attempts	19 vs. Baylor (2/2/11)
3-Point Field Goals	4 vs. Central Arkansas (12/30/10)
3-Point Field Goal Attempts	7 vs. Baylor (2/2/11)
Free Throws Made	6 vs. Oklahoma State (3/5/11)
Free Throw Attempts	7 vs. Oklahoma State (3/5/11)
Rebounds	11 vs. Coppin State (11/12/10)
Assists	4 (twice)
Blocked Shots	3 vs. Sacramento State (12/2/11)
Steals	3 vs. Oral Roberts (12/11/10)
Minutes Played	44 vs. Iowa State (1/29/11)



24 ROMERO OSBY

6-8, 232, JUNIOR, FORWARD
MERIDIAN, MISS.
(MISSISSIPPI STATE UNIVERSITY)

PTS	REB	FG%	MIN
11.9	8.1	.503	28.9

OSBY GAME BY GAME IN 2011-12

Date	Opponent	MIN	FG	3FG	FT	O-D-T	PF	A	TO	B	S	TP
N11	Idaho State	*31	5-9	1-1	6-7	6-4-10	3	4	2	2	1	17
N18	Coppin State	*22	4-8	0-0	3-4	4-6-10	0	0	0	1	1	11
N24	vs. Washington State	*26	3-7	1-2	2-2	2-4-6	2	0	0	0	0	9
N25	vs. Santa Clara	*32	3-8	0-1	3-4	3-7-10	2	1	3	1	0	9
N27	vs. Saint Louis	*24	6-13	0-1	2-4	4-2-6	3	0	1	0	0	14
D2	Sacramento State	*23	4-5	0-0	0-0	2-2-4	0	3	1	0	1	8
D8	Oral Roberts	*21	3-4	0-1	1-2	4-3-7	5	0	1	2	0	7
D10	Arkansas	*32	2-5	0-0	6-6	2-5-7	0	2	2	2	0	10
D17	vs. Houston	*19	2-11	0-0	1-2	5-5-10	2	0	1	1	1	5
D21	South Carolina State	*27	4-13	0-0	2-6	4-14-18	1	1	1	1	3	10
D29	at Cincinnati	*38	6-10	0-0	0-0	2-10-12	1	0	1	0	0	12
D31	Northwestern State	*31	8-13	0-0	2-2	0-5-5	1	0	0	2	0	18
J3	at Missouri (7)	*32	3-7	0-1	0-0	0-3-3	2	1	0	1	1	6
J7	Kansas (14)	*29	3-8	0-0	3-4	4-5-9	1	0	5	0	0	9
J9	at Oklahoma State	*38	8-17	1-1	1-5	6-4-10	3	1	2	1	1	18
J14	Kansas State (18)	*28	6-8	0-1	6-6	2-4-6	4	0	3	0	1	18
J17	Texas Tech	*32	4-7	0-0	7-8	2-6-8	3	0	1	5	1	15
J21	at Texas A&M	*35	8-10	0-0	2-4	3-2-5	4	2	2	1	0	18
J24	Baylor											
J28	at Kansas State											
F1	at Kansas											
F4	Iowa State											
F6	Missouri											
F11	at Texas Tech											
F14	Texas											
F18	at Iowa State											
F22	Oklahoma State											
F25	at Baylor											
F29	at Texas											
M3	Texas A&M											

* Starter

OSBY'S CAREER HIGHS

Points	18 (four times)
Field Goals	8 (three times)
Field Goal Attempts	17 vs. Oklahoma State (1/9/12)
3-Point Field Goals	2 (five times)
3-Point Field Goal Attempts	3 (seven times)
Free Throws Made	7 (twice)
Free Throw Attempts	10 vs. Texas Tech (11/29/08*)
Rebounds	18 vs. South Carolina State (12/21/11)
Assists	4 (three times)
Blocked Shots	5 vs. Texas Tech (1/17/12)
Steals	3 (twice)
Minutes Played	38 (three times)

* At Mississippi State



31 BARRY HONORÉ

6-7, 270, SENIOR, FORWARD
GARLAND, TEXAS
(SOUTHERN UNIVERSITY)

PTS	REB	BLK	MIN
0.9	1.0	0.5	5.1


HONORÉ GAME BY GAME IN 2011-12

Date	Opponent	MIN	FG	3FG	FT	O-D-T	PF	A	TO	B	S	TP
N11	Idaho State	5	1-1	0-0	0-0	0-0-0	0	0	0	2	0	2
N18	Coppin State	8	0-0	0-0	2-2	2-1-3	0	0	1	1	0	2
N24	vs. Washington State	1	0-0	0-0	0-0	0-0-0	0	0	0	0	0	0
N25	vs. Santa Clara	2	0-0	0-0	0-0	0-0-0	1	0	1	0	0	0
N27	vs. Saint Louis	1	0-0	0-0	0-0	0-0-0	0	0	0	0	0	0
D2	Sacramento State	5	1-3	0-0	0-0	1-0-1	1	0	1	1	0	2
D8	Oral Roberts	3	0-2	0-0	0-0	0-0-0	0	0	0	0	0	0
D10	Arkansas	10	1-1	0-0	0-0	2-1-3	2	0	0	1	0	2
D17	vs. Houston	5	0-0	0-0	0-0	0-0-0	0	0	0	1	0	0
D21	South Carolina State	10	1-1	0-0	0-0	2-0-2	0	0	0	1	0	2
D29	at Cincinnati	2	0-0	0-0	0-0	0-1-1	0	0	0	0	0	0
D31	Northwestern State	12	1-2	0-0	2-4	3-1-4	1	2	1	0	0	4
J3	at Missouri (7)	4	0-1	0-0	0-0	0-0-0	1	0	0	0	0	0
J7	Kansas (14)	7	0-0	0-0	0-1	2-0-2	0	0	1	1	0	0
J9	at Oklahoma State	4	0-0	0-0	0-0	0-0-0	0	0	0	0	0	0
J14	Kansas State (18)					DNP						
J17	Texas Tech	3	0-0	0-0	0-0	0-0-0	1	0	0	0	0	0
J21	at Texas A&M					DNP						
J24	Baylor											
J28	at Kansas State											
F1	at Kansas											
F4	Iowa State											
F6	Missouri											
F11	at Texas Tech											
F14	Texas											
F18	at Iowa State											
F22	Oklahoma State											
F25	at Baylor											
F29	at Texas											
M3	Texas A&M											

* Starter

HONORÉ'S OKLAHOMA HIGHS

Points	6 (twice)
Field Goals	3 (twice)
Field Goal Attempts	4 vs. Texas Southern (11/18/10)
3-Point Field Goals	None
3-Point Field Goal Attempts	1 vs. Texas A&M (1/8/11)
Free Throws Made	2 vs. Northwestern State (12/31/11)
Free Throw Attempts	4 vs. Northwestern State (12/31/11)
Rebounds	4 vs. Northwestern State (12/31/11)
Assists	2 (twice)
Blocked Shots	2 (twice)
Steals	None
Minutes Played	19 vs. Texas Southern (11/18/10)



32 CASEY ARENT

6-10, 227, JUNIOR, CENTER
PENRYN, CALIF.
(SIERRA COLLEGE)

PTS	REB	STL	MIN
1.6	2.4	0.4	7.9

ARENT GAME BY GAME IN 2011-12

Date	Opponent	MIN	FG	3FG	FT	O-D-T	PF	A	TO	B	S	TP
N11	Idaho State	12	1-2	0-0	2-2	1-0-1	1	0	3	0	1	4
N18	Coppin State	13	3-5	0-0	0-0	3-6-9	2	1	1	1	0	6
N24	vs. Washington State	9	1-3	0-0	0-0	2-1-3	0	0	2	1	0	2
N25	vs. Santa Clara	8	1-2	0-0	0-0	1-1-2	2	0	0	0	0	2
N27	vs. Saint Louis	15	1-2	0-0	0-0	1-0-1	3	0	0	0	0	2
D2	Sacramento State	13	0-2	0-0	0-0	1-2-3	1	0	3	0	2	0
D8	Oral Roberts	6	0-3	0-0	0-0	2-0-2	2	0	1	0	0	0
D10	Arkansas	5	0-1	0-0	0-0	0-0-0	2	0	1	0	1	0
D17	vs. Houston					DNP						
D21	South Carolina State	10	2-4	0-0	0-0	4-5-9	2	0	1	0	0	4
D29	at Cincinnati					DNP						
D31	Northwestern State	7	0-0	0-0	2-2	0-1-1	3	0	0	0	0	2
J3	at Missouri (7)	4	0-2	0-0	0-0	1-1-2	1	0	0	0	0	0
J7	Kansas (14)	1	0-0	0-0	0-0	0-0-0	0	0	0	0	0	0
J9	at Oklahoma State	5	0-0	0-0	0-0	0-1-1	0	0	0	0	0	0
J14	Kansas State (18)	5	0-0	0-0	0-0	0-0-0	0	0	0	0	1	0
J17	Texas Tech	6	0-0	0-0	0-0	0-1-1	4	0	0	0	1	0
J21	at Texas A&M	8	2-2	0-0	0-0	2-2-4	2	0	0	0	0	4
J24	Baylor											
J28	at Kansas State											
F1	at Kansas											
F4	Iowa State											
F6	Missouri											
F11	at Texas Tech											
F14	Texas											
F18	at Iowa State											
F22	Oklahoma State											
F25	at Baylor											
F29	at Texas											
M3	Texas A&M											

* Starter

ARENT'S CAREER HIGHS

Points	6 vs. Coppin State (11/18/11)
Field Goals	3 vs. Coppin State (11/18/11)
Field Goal Attempts	5 vs. Coppin State (11/18/11)
3-Point Field Goals	None
3-Point Field Goal Attempts	None
Free Throws Made	2 (twice)
Free Throw Attempts	2 (twice)
Rebounds	9 (twice)
Assists	1 vs. Coppin State (11/18/11)
Blocked Shots	1 (twice)
Steals	2 vs. Sacramento State (12/2/11)
Minutes Played	15 vs. Saint Louis (11/27/11)

ROSTERS

NUMERICAL

No.	Name	Pos.	Cl.	Ht.	Wt.	Hometown (Last School)
1	Sam Grooms	G	Jr.	6-1	203	Greensboro, N.C. (Chipola College [Fla.])
2	Steven Pledger**	G	Jr.	6-4	222	Chesapeake, Va. (Atlantic Shores Christian School)
3	T.J. Franklin^	G	Sr.	5-11	175	Fort Worth, Texas (North Crowley HS)
4	Andrew Fitzgerald**	F	Jr.	6-8	247	Baltimore, Md. (Brewster Academy [N.H.])
5	C.J. Washington*	F	Sr.	6-7	230	Stringtown, Okla. (Connors State JC)
12	Jarrold Kruger#	G	So.	6-1	174	Topeka, Kan. (Kansas State University)
13	James Fraschilla^	G	Fr.	5-10	142	Dallas, Texas (Highland Park HS)
14	Carl Blair*	G	Jr.	6-2	205	Houston, Texas (University of New Orleans)
15	Tyler Neal*	F	So.	6-7	227	Oklahoma City, Okla. (Putnam City West HS)
21	Cameron Clark*	G	So.	6-6	198	Sherman, Texas (Sherman HS)
22	Amath M'Baye#	F	Jr.	6-9	214	Bordeaux, France (University of Wyoming)
24	Romero Osby	F	Jr.	6-8	232	Meridian, Miss. (Mississippi State University)
31	Barry Honoré*^	F	Sr.	6-7	270	Garland, Texas (Southern University)
32	Casey Arent	C	Jr.	6-10	227	Penryn, Calif. (Sierra College)

ALPHABETICAL

No.	Name	Pos.	Cl.	Ht.	Wt.	Hometown (Last School)
32	Casey Arent	C	Jr.	6-10	227	Penryn, Calif. (Sierra College)
14	Carl Blair*	G	Jr.	6-2	205	Houston, Texas (University of New Orleans)
21	Cameron Clark*	G	So.	6-6	198	Sherman, Texas (Sherman HS)
4	Andrew Fitzgerald**	F	Jr.	6-8	247	Baltimore, Md. (Brewster Academy [N.H.])
3	T.J. Franklin^	G	Sr.	5-11	175	Fort Worth, Texas (North Crowley HS)
13	James Fraschilla^	G	Fr.	5-10	142	Dallas, Texas (Highland Park HS)
1	Sam Grooms	G	Jr.	6-1	203	Greensboro, N.C. (Chipola College [Fla.])
31	Barry Honoré*^	F	Sr.	6-7	270	Garland, Texas (Southern University)
12	Jarrold Kruger#	G	So.	6-1	174	Topeka, Kan. (Kansas State University)
22	Amath M'Baye#	F	Jr.	6-9	214	Bordeaux, France (University of Wyoming)
15	Tyler Neal*	F	So.	6-7	227	Oklahoma City, Okla. (Putnam City West HS)
24	Romero Osby	F	Jr.	6-8	232	Meridian, Miss. (Mississippi State University)
2	Steven Pledger**	G	Jr.	6-4	222	Chesapeake, Va. (Atlantic Shores Christian School)
5	C.J. Washington*	F	Sr.	6-7	230	Stringtown, Okla. (Connors State JC)

* Letters earned at Oklahoma

^ Walk-on

Sitting out the 2011-12 season due to NCAA transfer rules

STAFF

Head Coach: Lon Kruger (Kansas State '75)

Assistant Coaches:

Chris Crutchfield (Nebraska-Omaha '92)

Steve Henson (Kansas State '90)

Lew Hill (Wichita State '88)

Director of Operations:

Mike Shepherd (Kansas State '98)

Video Coordinator:

Scott Thompson (Mississippi '02)

Director of Student-Athlete Performance:

Jozsef Szendrei (Oklahoma '03)

Trainer: Alex Brown (Appalachian State '79)

PRONUNCIATION GUIDE

Casey **Arent**: ARNT

James **Fraschilla**: frush-SHILL-UH

Barry **Honoré**: ahn-o-RAY

Amath M'Baye: ah-MOTT EM-by

Romero **Osby**: AHZ-bee